



M182-10BB Data Sheet



High conversion efficiency with high reliability



No light-induced degradation



Uniform cell performance with stable process control



Both sides can generate electricity



Low mismatch of cell performance during encapsulation



Excellent power generation performance under low irradiation



Low hot spot effect

SOLARIS
PANABO

M182-10BB Data Sheet

TECHNICAL CHARACTERISTICS

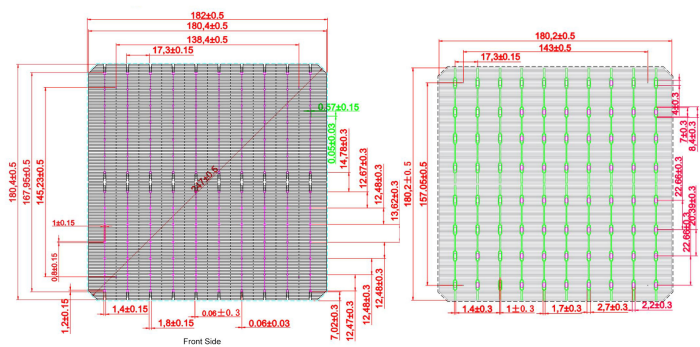
Dimension	182mm*182mm±0.5mm	TkVoltage:-0.36 %/K
Thickness	165±16.5um	TkCurrent:+0.07%/K
Front	10*0.06±0.03mm main bus bars(silver). 170 auxiliary bus bars, blue (dark blue) color black anti-reflecting coating(silicon nitride)	TkPower:-0.38%/K
Back(+)	Back electrode width(silver):1.4±0.15mm busbars(silver),covering 180 aluminum bus bars.	Rsh≥50Ω,Irev2≤0.5A

LIGHT INTENSITY AND RELIABILITY

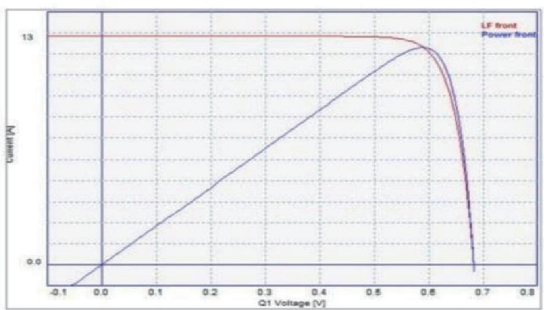
Intensity(W/m ²)	Uoc	Isc
1000	1.000	1.000
900	0.996	0.903
800	0.991	0.803
600	0.988	0.602
400	0.962	0.403

The UOC(ISC) tested by 1000W/m² is the standard, and the ISC (ISC) decreases with the strong decrease in light.

PRINTING GRAPHICS



IV CURVE



WELDABILITY

Minimum peeling intensity ≥1.0N/mm
Results may vary depending on the welding ribbon, welding methods and conditions.

FRONT SIDE ELECTRICAL PERFORMANCE

Eff(%)	P _{mpp} (W)	Efficiency	I _{mpp} (A)	V _{mpp} (V)	ISC(A)	Voc(V)
23.3	7.69	23.3-23.4%	12.967	0.594	13.592	0.694
23.2	7.66	23.2-23.3%	12.943	0.593	13.571	0.693
23.1	7.63	23.1-23.2%	12.910	0.592	13.541	0.692
23.0	7.59	23.0-23.1%	12.882	0.591	13.515	0.692
22.9	7.56	22.9-23.0%	12.862	0.589	13.503	0.691
22.8	7.53	22.8-22.9%	12.845	0.588	13.498	0.690
22.7	7.49	22.7-22.8%	12.828	0.586	13.487	0.689
22.6	7.46	22.6-22.7%	12.800	0.585	13.464	0.688
22.5	7.43	22.5-22.6%	12.782	0.582	13.444	0.687
22.4	7.39	22.4-22.5%	12.763	0.581	13.470	0.687
22.3	7.36	22.3-22.4%	12.795	0.577	13.537	0.688
22.2	7.33	22.2-22.3%	12.706	0.579	13.458	0.688

STC:1000W/m²,AM1.5,25 °C