



PERC Half Cut Mono Crystalline Solar Module QPM 395/400/405/410/415S



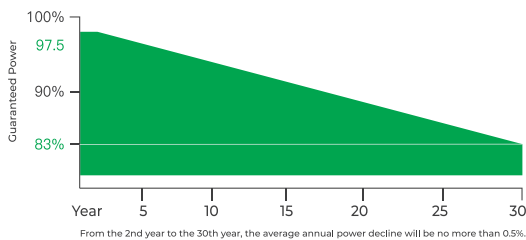
KEY FEATURES

-  Excellent module efficiency up to: 21.30%
-  IP68 junction box for long-term weather endurance
-  Heavy snow loading up to 5400 Pa, wind loading up to 2400 Pa
-  PID: selected material and stringent quality system ensure PID free
-  Applicable to harsh environment of deserts, farmlands and seashores
-  Much lower risk of Hot Spot



CERTIFICATE



30 Years Power Output Warranty


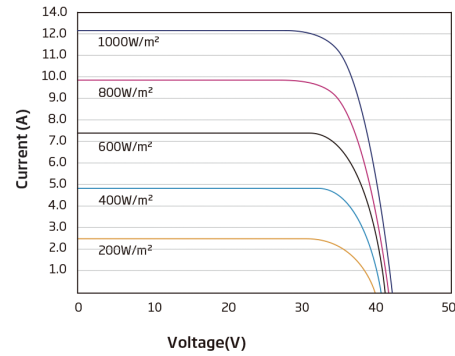


WARRANTY

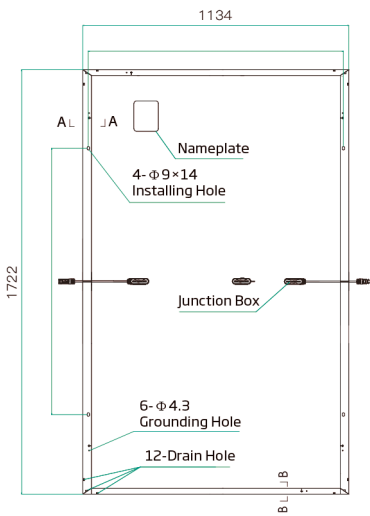
-  Linear power output warranty
 - 12 years minimum 92% power output
 - 30 years minimum 83% power output
-  Product warranty on materials and workmanship According to the applicable QPower Limited Warranty Statement



I-V CURVES OF PV MODULE(395 W)



Front View



Back View

ELECTRICAL SPECIFICATION	Unit	QPM-395S	QPM-400S	QPM-405S	QPM-410S	QPM-415S
Maximum Power (Pmax)	W	395	400	405	410	415
Module Efficiency	%	20.2	20.5	20.7	20.90	21.25
Open Circuit Voltage (Voc)	V	36.75	36.95	37.15	37.35	37.55
Short Circuit Current (Isc)	A	13.72	13.78	13.84	13.9	13.96
Maximum Power Voltage (Vmp)	V	30.87	31.07	31.27	31.47	31.49
Maximum Power Current (Imp)	A	12.80	12.87	12.95	13.03	13.17
Maximum System Voltage	V	ICE 1500VDC				

STC: Irradiance: 1000W/m², Module Temperature: 25°, Air Mass: 1.5

ELECTRICAL DATA@NOCT	QPM-445S	QPM-450S	QPM-455S	QPM-460S	QPM-465S
Pmax [W]	316	320	324	328	332
Vmp [V]	30.58	30.78	30.98	31.18	31.38
Imp [A]	10.33	10.40	10.46	10.52	10.58
Pmax [V]	36.41	36.61	36.81	37.01	37.21
Isc [A]	11.08	11.13	11.18	11.23	11.28

NOCT: Irradiance: 800W/m², Ambient Temperature: 20°, Air Mass: 1.5, Wind Speed: 1 m/s

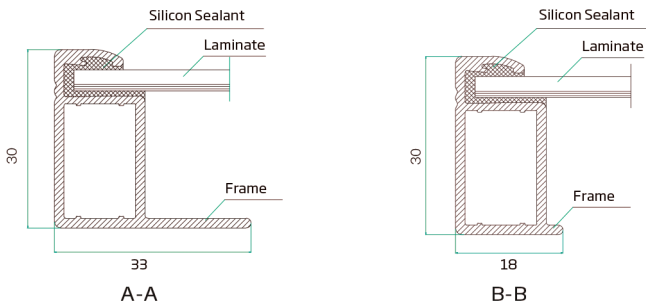
MECHANICAL SPECIFICATIONS	
Solar Cell Type	Mono-crystalline 182*91 " cells
Number of Cells	108 pcs
Module Size	1722x1134x30 mm
Weight	19 kg
Glass	3.2 mm tempered glass
Back Sheet	White
Frame	Anodized Aluminium alloy, silver
Junction Box	IP68, three diodes
Quantity of Diodes	3 pcs
Cable	4.0 mm ² 1100 mm
Connector	MC4 Compatible
Wind/Snow Load	2400pa/5400pa

TEMPERATURE CHARACTERISTIC	
NMOT (Nominal Module Operating Temperature)	45°C (±2°C)
Temperature Coefficient of P _{max}	-0.36%/°C
Temperature Coefficient of U _{oc}	-0.26%/°C
Temperature Coefficient of I _{sc}	0.04%/°C

MAXIMUM RATINGS	
Operational Temperature	-40 to +85°C
Maximum System Voltage	1500VDC(IEC)
Max Series Fuse Rating	25A
Protection Class	Class II
Snow Loading	5400 Pa
Wind Loading	2400 Pa
Hailstone Test	25 mm hailstone at the speed of 23 m/s

PACKAGING CONFIGURATION	
Modules per box:	36 pieces
Modules per 20GP:	336 pieces
Modules per 40' HQ:	936 pieces

*design load with safety factor 1.5
(DO NOT connect Fuse in Combiner Box with two or more strings in parallel connection)



The specifications are subject to change without prior notice.