


# Neo Green

## 72HL4-(V) 580-605 Watt

MONO-FACIAL MODULE

N-type



### Zero Carbon Manufacturing

Manufacturing facilities producing Neo Green modules have been awarded the "Zero Carbon Factory" certification.



### Durability Against Extreme Environment

High salt mist and ammonia resistance.



### SMBB Technology

Better light trapping and current collection to improve module power output and reliability.



### HOT 3.0 Technology

N-type modules with JinkoSolar's HOT 3.0 technology offer better reliability and efficiency.



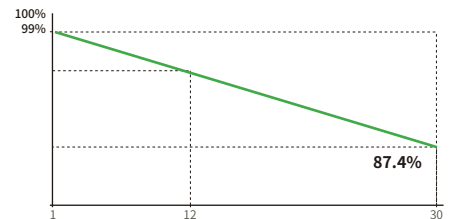
### Mechanical Load Enhanced

Certified to withstand:  
5400 Pa front side max static test load  
2400 Pa rear side max static test load



### Anti-PID guarantee

Minimizes the chance of degradation caused by PID phenomena through optimization of cell production technology and material control.



<b>12</b> Year Product Warranty	<b>30</b> Year Linear Power Warranty	<b>1</b> % First-year Degradation	<b>0.40</b> % Annual Degradation Over 30 Years
------------------------------------	--	---	--

- IEC61215:2021 / IEC61730:2023
- IEC61701 / IEC62716 / IEC60068 / IEC62804
- ISO9001:2015: Quality Management System
- ISO14001:2015: Environment Management System
- ISO45001:2018: Occupational health and safety management systems



**JKM580-605N-72HL4-(V)-G2-EN**

# 72HL4-(V) 580-605 Watt

## Mechanical Characteristics

Cell Type	N -type Mono-crystalline
No. of cells	144 (72×2)
Dimensions	2278×1134×30 mm
Weight	27.0 kg
Front Glass	3.2mm, Anti-reflection Coating, High Transmission, Low Iron, Tempered Glass
Frame	Anodized Aluminium Alloy
Junction Box	IP68 Rated
Protection Class	Class II
IEC Fire Type	Class C
Connector Type	JK03M/MC4/Others
Output Cables	4.0 mm <sup>2</sup> (+): 400 mm , (-): 200 mm or Customized Length

## Packaging Configuration

Pallet Dimensions	2308×1120×1249 mm
Packing detail (Two pallets=One stack)	36 pcs/pallets, 72 pcs/stack, 720 pcs/ 40'HQ Container

## Specifications (STC)

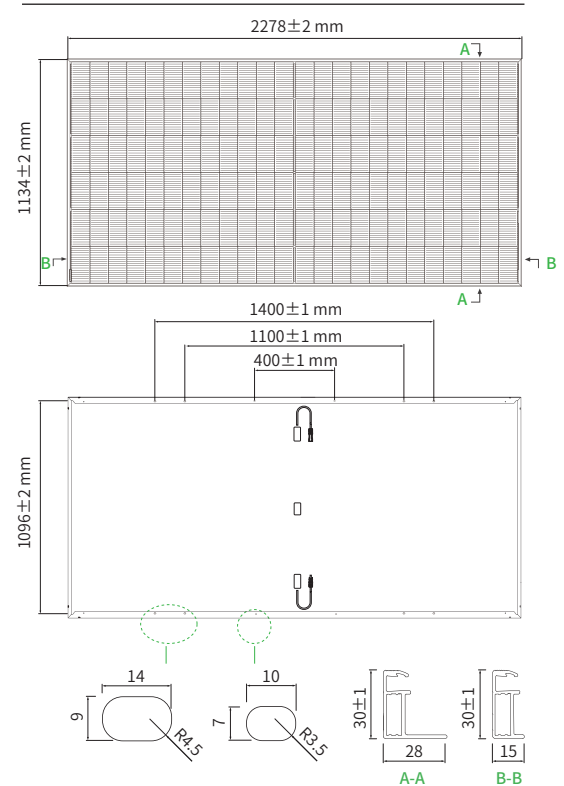
Maximum Power – Pmax [Wp]	580	585	590	595	600	605
Maximum Power Voltage – Vmp [V]	43.35	43.53	43.71	43.88	44.06	44.23
Maximum Power Current – Imp [A]	13.38	13.44	13.50	13.56	13.62	13.68
Open-circuit Voltage – Voc [V]	52.31	52.47	52.63	52.79	52.95	53.11
Short-circuit Current – Isc [A]	14.01	14.07	14.13	14.19	14.25	14.31
Module Efficiency STC [%]	22.45	22.65	22.84	23.03	23.23	23.42
Power Tolerance	0 ~ + 3 %					
Temperature Coefficients of Pmax	-0.29 %/°C					
Temperature Coefficients of Voc	-0.25 %/°C					
Temperature Coefficients of Isc	0.045 %/°C					

STC: Irradiance 1000W/m<sup>2</sup>, Cell Temperature 25°C, AM=1.5

## Application Conditions

Operating Temperature	-40 °C ~ +70°C
Maximum System Voltage	1000/1500 VDC (IEC)
Maximum Series Fuse Rating	25 A

## Engineering Drawings



\*Note: For specific dimensions and tolerance ranges, please refer to the corresponding detailed module drawings.

## Electrical Performance

