


10BB M10 (MONO PERC)



10BB 182 Mono Bifacial Solar Cell

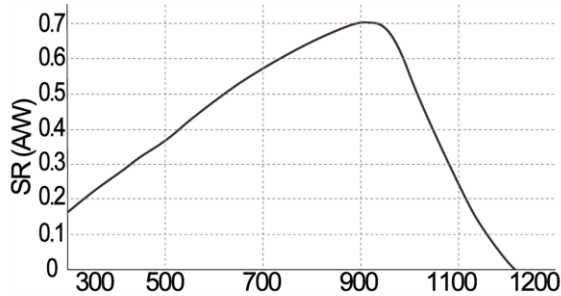
Technical Data and Design

Dimension	182*182±0.5mm
Thickness	175±30μm
Front (-)	10*0.1mm±0.03mm busbars,16ofingers
Back (+)	1.4±0.3mm,10*6 silver soldering pads,18o fingers

Temperature Coefficients

TkVoc (%/K)	-0.36
Tklsc (%/K)	+0.06
TkPMAX (%/K)	-0.36

Spectral Response

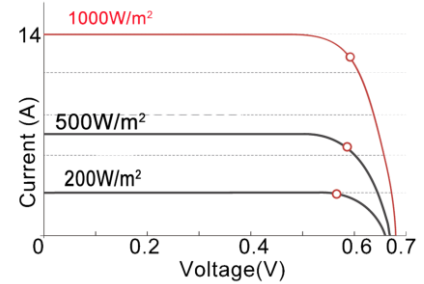


Light Intensity dependence

Intensity(W/m ²)	Voc	Isc
1000	1.000	1.000
900	0.996	0.903
800	0.991	0.803
600	0.988	0.602
400	0.962	0.403

Take the Voc (Isc) at 1000W/m² as the standard, test the range of Voc(Isc) decrease with light intensity.

IV Curve



Efficiency(%)	P _{mpp} (W)	v _{mpp} (V)	I _{mpp} (A)	v _{oc} (V)	I _{sc} (A)
24.00%	7.925	0.615	12.886	0.700	13.809
23.90%	7.892	0.614	12.854	0.699	13.773
23.80%	7.859	0.613	12.820	0.698	13.762
23.70%	7.826	0.612	12.787	0.697	13.724
23.60%	7.793	0.611	12.754	0.696	13.686
23.50%	7.760	0.610	12.722	0.695	13.647
23.40%	7.727	0.609	12.687	0.694	13.609
23.30%	7.694	0.608	12.654	0.693	13.570
23.20%	7.661	0.607	12.620	0.692	13.531
23.10%	7.628	0.606	12.586	0.691	13.492
23.00%	7.595	0.605	12.553	0.690	13.454
22.90%	7.562	0.604	12.519	0.689	13.414
22.80%	7.529	0.603	12.485	0.688	13.375
22.70%	7.496	0.602	12.451	0.687	13.334

STC (Standard Testing Conditions):1000W/m²,AM1.5,25 °C

Technical parameters above-mentioned subjects to technical changes and tests.