


G1-144 GLASS GLASS

BIFACIAL HALF CELL FRAMELESS MODULE




5 BB Half Cell Technology

-  **380 - 410 WATT**
-  **UP TO 23.32% MODULE EFFICIENCY**
-  **UP TO 20% REARSIDE ENERGY GAIN**
-  **25 YEARS POWER WARRANTY**
-  **10 YEARS PRODUCT WARRANTY**



Frameless Design

Due to its frameless form, it is easy to clean and use.



Bifacial Glass-Glass Technology

Bifacial glass-glass module technology with bifacial PERC type solar cells ensures higher energy production than glass-backsheet modules in the field.



Half Cut Technology

Half-cell PERC technology modules reduce power loss, while 3-piece junction box provides better performance in shadowing conditions.

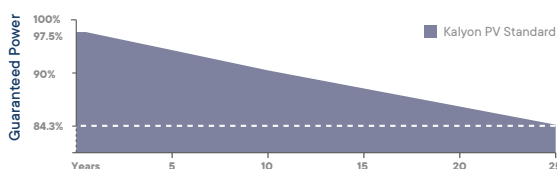


Anti-PID Cells

Long-term and reliable field performance with anti-PID cells.

PERFORMANCE WARRANTY

10 Years Product Warranty . 25 Years Power Warranty



From the 2nd year to the 25th year, the average annual power decline will be no more than 0.55%.

CERTIFICATES

ISO Certificates: ISO 9001 / ISO 14001 / ISO 45001
IEC Certificates: IEC 61215 : 2018 / IEC 61730-1 : 2018
 IEC 61730-2 : 2018 / IEC 61701 / IEC 62716 / IEC 62804 PID

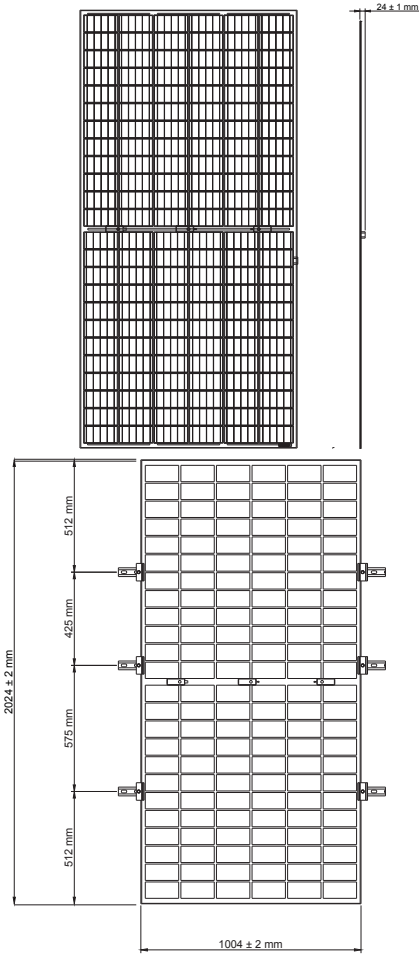



KY-380B-72H-GG, KY-385B-72H-GG, KY-390B-72H-GG,
 KY-395B-72H-GG, KY-400B-72H-GG, KY-405B-72H-GG, KY-410B-72H-GG



G1-144 GLASS GLASS

BIFACIAL HALF CELL FRAMELESS MODULE



STRUCTURAL PARAMETERS

Cell	Type	Mono-C Silicon Bifacial PERC	Module Size	Length	2024 mm ± 2 mm
	Number	144 pcs, Half Cut		Width	1004 mm ± 2 mm
	Size	158,75 mm x 79,375 mm		Thickness	6 mm
Junction Box	Bypass Diode	3 pcs	Mounting Measures	Clamp Number	6
	Degree of Protection	IP67/IP68		Clamp Length	80 mm
	Cable Length	30 cm (Customizable)		Mounting Hole Spacing (Long Side)	512/355/485 mm ± 1 mm
	Connector	MC4 Compatible	Weight	29 kg ± %5	
	Rated Current	≥20 A	Glass	AR Coating Half Tempered, 2,5 mm Thickness	

WORKING CONDITIONS

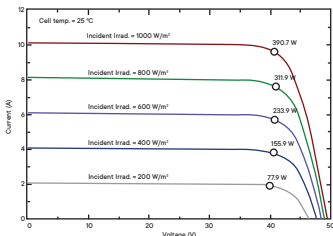
System Voltage	1500 VDC	Maximum Static Mechanical Load	Negative	2400 Pa
Operating Temperature	-40 ~ + 85 °C	FireType: 29	Positive	2400 Pa
			Protection Type: Class II	Maximum Fuse Rating: 20 A

ELECTRICAL PARAMETERS

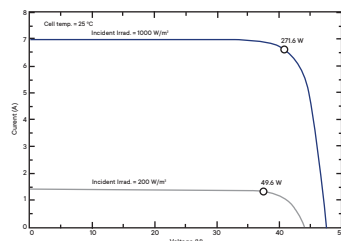
Type	380	385	390	395	400	405	410
Test Conditions	STC	STC	STC	STC	STC	STC	STC
Front Side Maximum Power (W)	380	385	390	395	400	405	410
Open Circuit Voltage (V)	47.80	48.10	48.30	48.50	48.80	49.00	49.29
Short Circuit Current (A)	9.98	10.04	10.11	10.17	10.24	10.31	10.38
Working Point Voltage (V)	40.0	40.3	40.6	40.8	41.0	41.26	41.51
Working Point Current (A)	9.50	9.58	9.62	9.69	9.76	9.81	9.88
PV Module Total Efficiency (%)	21.61	21.89	22.18	22.46	22.75	23.03	23.32
Bifaciality Rate (%)	+0.7 ± 0.1						

* Standard Test Conditions (STC): Irradiance 1000 W/m², Air Mass 1.5, Module Temperature 25 °C. Measurement Tolerance ±3%.

Front Side I-V Curve @200, 400, 600, 800, 1000 W/m²



Rear Side I-V Curve @1000W/m² and 200 W/m²



TEMPERATURE COEFFICIENTS

Temperature Coefficient of Isc	+0.049 %/°C
Temperature Coefficient of Voc	-0.28 %/°C
Temperature Coefficient of Pmax	-0.37 %/°C