


**LUX5 STM560-72M-T8S** PERC

**540-560W**



Excellent low-light power generation effect, ensuring continuous output in cloudy, shading conditions.



Whole process of manufacturing adheres to the green concept, fluorine-free and low-lead.



Minimized micro-cracks with innovative non-destructive cutting Technology.

**PID**

Selection of packaging materials with excellent sealing  
More advanced cell processing technology to reduce doping to ensure highly PID resistance.



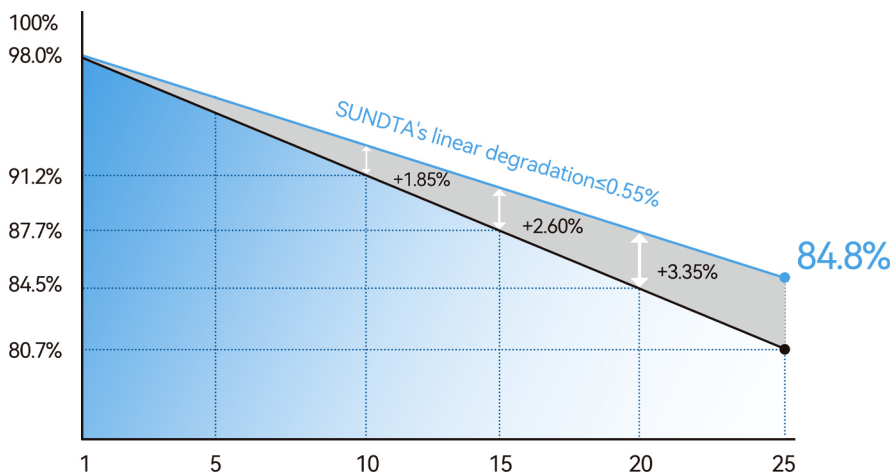
Sand blowing test, salt mist test and ammonia test passed to adapt with harsh environments



Mechanical performance up to 5400 Pa positive load and 2400 Pa. Negative load.

**Complete System and Product Certifications**

IEC61215/IEC61730/IEC61701/IEC62716/UL61730  
ISO 9001: Quality Management System  
ISO 14001: Environmental Management System  
ISO14064: Greenhouse Gases Emissions Verification  
ISO45001: Occupational Health and Safety Management System



15 Years Warranty for Materials and Processing



25 Years Warranty for Extra Linear Power Output

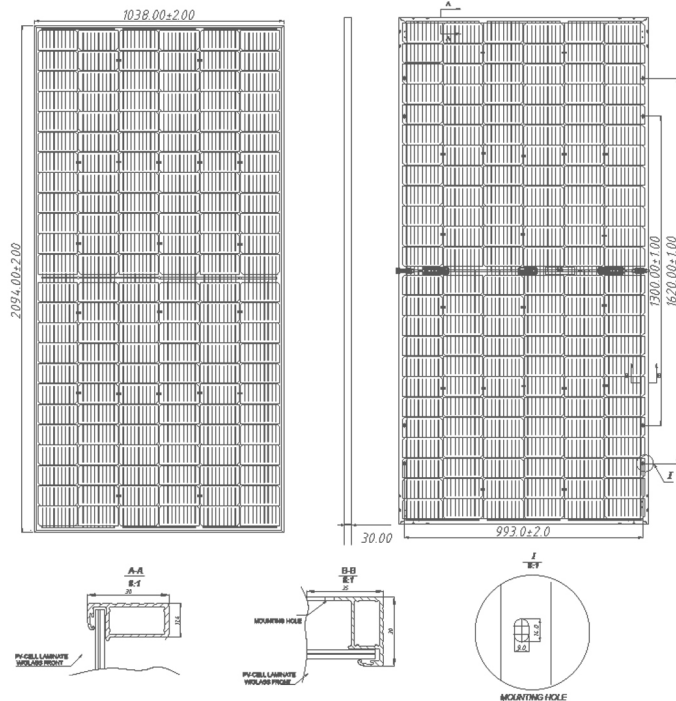
**21.70%**  
Max Efficiency

**0-3%**  
Power Tolerance

**2278x1134x30mm**  
Dimension

**31.8kg**  
Weight

**PERC Bifacial**  
**Half-cell**



## Mechanical Characteristics

Cell Orientation	144 (6x24)
Dimension	2278x1134x30mm
Weight	31.8kg
Glass	Front Glass:2.0mm AR Coating Tempered Glass Back Glass:2.0mm Glazed Semi-tempered Glass
Frame	Anodized aluminum alloy frame
Junction Box	IP68,three diodes
Output Cable	4mm <sup>2</sup> , Portrait 300mm/Landscape
Packaging	36pcs/pallet, 720pcs/40'HQ

## Electrical Data (STC)

	STC	NOCT	STC	NOCT	STC	NOCT	STC	NOCT	STC	NOCT
Maximum Power(Pmax)	540W	402W	545W	406W	550W	410W	555W	414W	560W	418W
Maximum Power Voltage(Vmp)	41.64V	38.80V	41.80V	39.00V	41.96V	39.10V	42.12V	39.20V	42.28V	39.30V
Maximum Power Current(Imp)	12.97A	10.36A	13.04A	10.41A	13.11A	10.47A	13.18A	10.55A	13.25A	10.63A
Open-circuit Voltage(Voc)	49.60V	46.70V	49.76V	46.80V	49.92V	47.00V	50.08V	47.10V	50.24V	47.20V
Short-circuit Current(Isc)	13.86A	11.17A	13.93A	11.23A	14.00A	11.28A	14.07A	11.34A	14.14A	11.40A
Module Efficiency(%)	20.90%		21.10%		21.30%		21.50%		21.70%	

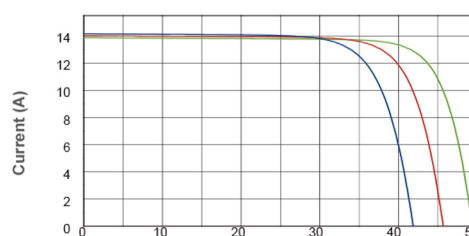
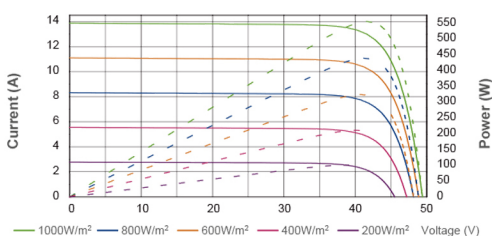
STC: Irradiance 1000W/m<sup>2</sup>, Cell Temperature 25°C, Air Mass AM1.5.

## Electrical Characteristics with Different Power Ranges

Maximum Power Gain(Pmax gain)	5%	10%	15%	20%	25%
Maximum Power(Pmax)	567W	594W	621W	648W	675W
Maximum Power Voltage(Vmp)	41.64V	41.64V	41.64V	41.64V	41.64V
Maximum Power Current(Imp)	13.62A	14.27A	14.91A	15.56A	16.21A
Open-circuit Voltage(Voc)	49.60V	49.60V	49.60V	49.60V	49.60V
Short-circuit Current(Isc)	14.66A	15.35A	16.05A	16.75A	17.45A

NOCT: Irradiance at 800W/m<sup>2</sup>, Ambient Temperature 20°C, Wind Speed 1m/s.

## Curve



## Temperature Ratings(STC)

Temperature Coefficient of Isc	+0.048%/°C
Temperature Coefficient of Voc	-0.260%/°C
Temperature Coefficient of Pmax	-0.350%/°C
NOCT (Nominal operating cell temperature)	43±2°C

## Operating Parameters

Operating temperature(°C)	-40°C~+85°C
Maximum system voltage	1500V DC(IEC)
Maximum series fuse rating	30A
Power tolerance	0-3%