

WRS-575-36 MHD SF


TOPCon Technology

POWER RANGE

550 W – 575 W


CELL SIZE

182 x 91 mm




JUNCTION BOX

Waterproof protection grade: IP67/IP68
 Safety Level: Class II
 Maximum System Voltage: 1500 V
 Outstanding waterproof level
 Effectively resist harsh environments




FRAME

Strong mechanical load
 Resistance up to 5400 Pa
 Anodic oxidation layer resistant to chemical corrosion
 Available in silver and black



16BB

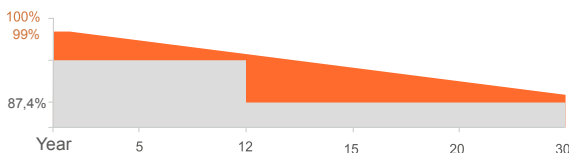


QUALIFICATIONS AND CERTIFICATES



IEC 61215 / IEC 61730

WARRANTY



20 YEARS Guarantee on product material and workmanship

30 YEARS Linear Power output warranty



SMBB Technology

Better light trapping and current collection to improve module power output and reliability.



PID Resistance

Excellent Anti-PID performance guarantee via optimized mass-production process and materials control.



Durability Against Extreme Environmental Conditions

High salt mist and ammonia resistance.



Enhanced Mechanical Load

Certified to withstand: wind load (2400 PA) and snow load (5400 PA).

WRS-575-36 MHD SF

TOPCon Technology

ELECTRICAL DATA (STC)

	WRS-550-36 MHD SF	WRS-555-36 MHD SF	WRS-560-36 MHD SF	WRS-565-36 MHD SF	WRS-570-36 MHD SF	WRS-575-36 MHD SF
Peak Power (Pmax)	550.00 W	555.00 W	560.00 W	565.00 W	570.00 W	575.00 W
Maximum Power Voltage (Vmp)	41.50 V	41.64 V	41.77 V	41.92 V	42.07 V	42.22 V
Maximum Power Current (Imp)	13.26 A	13.33 A	13.41 A	13.48 A	13.55 A	13.62 A
Open Circuit Voltage (VOC)	50.21 V ± 3%	50.34 V ± 3%	50.47 V ± 3%	50.60 V ± 3%	50.74 V ± 3%	50.88 V ± 3%
Short Circuit Current (ISC)	14.00 A ± 3%	14.07 A ± 3%	14.15 A ± 3%	14.23 A ± 3%	14.31 A ± 3%	14.39 A ± 3%
Module Efficiency (%)	21.29 %	21.48 %	21.68 %	21.87 %	22.07 %	22.26 %

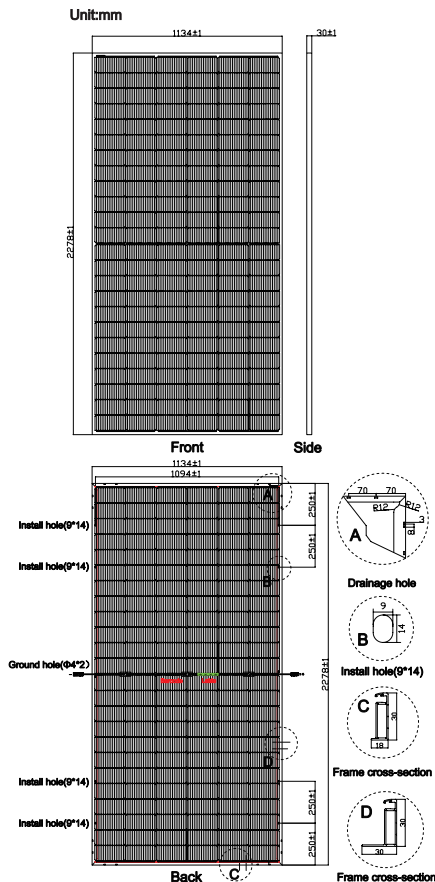
* STC: irradiance 1000 W/m², AM 1.5, and cell temperature of 25 °C

ELECTRICAL DATA (BNPI)

	WRS-550-36 MHD SF	WRS-555-36 MHD SF	WRS-560-36 MHD SF	WRS-565-36 MHD SF	WRS-570-36 MHD SF	WRS-575-36 MHD SF
Peak Power (Pmax)	609.00 W	615.00 W	620.00 W	626.00 W	632.00 W	637.00 W
Maximum Power Voltage (Vmp)	41.50 V	41.64 V	41.77 V	41.92 V	42.07 V	42.22 V
Maximum Power Current (Imp)	14.69 A	14.77 A	14.86 A	14.94 A	15.01 A	15.09 A
Open Circuit Voltage (VOC)	50.21 V ± 3%	50.34 V ± 3%	50.47 V ± 3%	50.60 V ± 3%	50.74 V ± 3%	50.88 V ± 3%
Short Circuit Current (ISC)	15.51 A ± 3%	15.59 A ± 3%	15.68 A ± 3%	15.77 A ± 3%	15.86 A ± 3%	15.94 A ± 3%

* BNPI: back irradiance 135 W/m², AM 1.5, and cell temperature of 25 °C

PV DRAWINGS



TEMPERATURE & MAXIMUM RATING

Maximum System Voltage (V)	1500 V
Maximum Series Fuse Rating (A)	30 A
Power Tolerance	0 - +3 W
Pmax Temperature Coefficients (W/°C)	-0.300 W % /°C
VOC Temperature Coefficients (V/°C)	-0.250 V % /°C
ISC Temperature Coefficients (A/°C)	+0.046 A % /°C
NOCT Nominal Operating Cell Temperature (°C)	45 ± 2 °C
Operating and Storage Temperature (°C)	-40 - + 85 °C

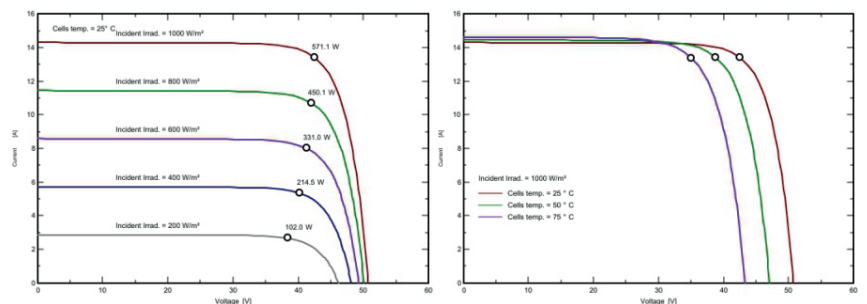
MECHANICAL CHARACTERISTICS

Cell Type	182 x 91 N-Type Bifacial Mono
No. of Cells	144 (12 x 12)
Dimension	2278 x 1134 x 30 mm
Weight	32.20 kg
Front Glass	2.0 mm AR coating tempered glass
Back Glass	2.0 mm Glazed Glass
Frame	Anodized Aluminium Alloy
Junction Box	IP67/IP68 3 diodes
Output Cables	4 mm ² cable 900 mm (including MC4 connector)
Maximum Wind Load / Snow Load	2400 Pa / 5400 Pa

PACKING WAY

40" HQ Container	20 Packages / 740 pcs
------------------	-----------------------

IV CURVE (570 W)



WARIS ENERGY SRL

Italy - Via di Vittorio 19, 38068 Rovereto (TN)
Germany - Im Speitel 9, 76229 Karlsruhe

E-Mail: INFO@WARIS-ENERGY.COM

Tel.: 0039-0464-973892