

Sable









420-435W

High efficiency bifacial modules



TOPCon 182mm

• **TOPCON MODULE ADVANTAGE**

-  Multi-Busbar technology
-  Superior load capacity
-  High module efficiency
-  Excellent low-light performance
-  Lower annual attenuation
Longer warranty
-  Low BOS and LCOE
-  Reduce hot spot effect
-  Higher bifaciality

• **QUALITY SYSTEM**

ISO9001 / ISO14001 / ISO45001

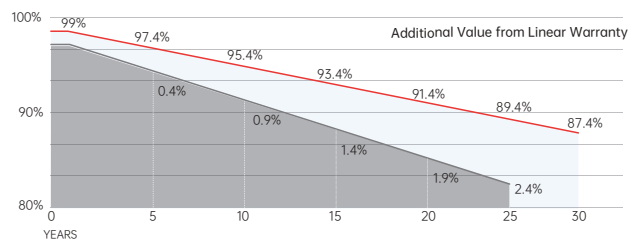
• **PRODUCT CERTIFICATION**



• **INSURANCE**



• **WARRANTY**



15 YEARS Guarantee on product material and workmanship

30 YEARS Linear power output warranty



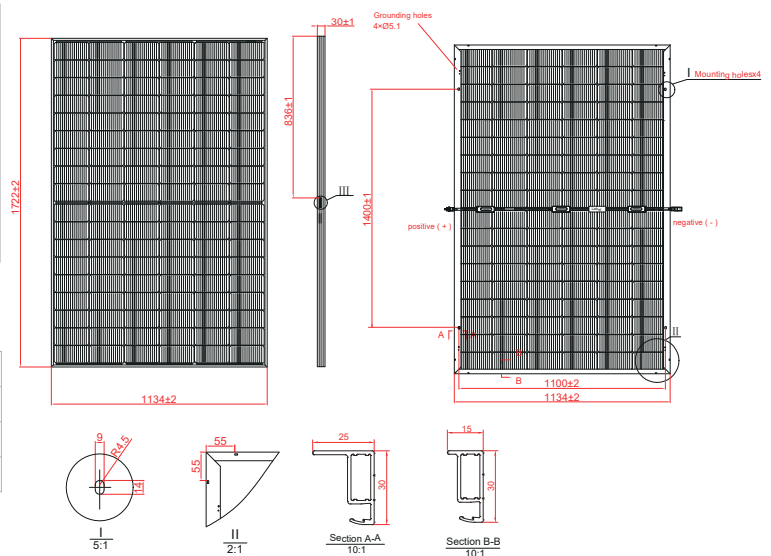
Mechanical Specifications

External Dimension	1722 x 1134 x 30 mm
Weight	24.0 kg
Solar Cells	TOPCon 182 x 91mm (108pcs)
Front / Back Glass	2.0mm AR coating semi-tempered glass, low iron
Frame	Anodized aluminium alloy
Junction Box	IP68, 3 diodes
Output Cables	4.0mm ² , 250mm(+)/350mm(-) or Customized Length

Packing Configuration

Container	20'HQ	40'HQ
Pieces per Pallet	36	36
Pallets per Container	6	26
Pieces per Container	216	936

Technical drawing



Electrical Characteristics

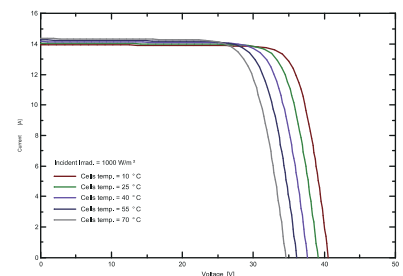
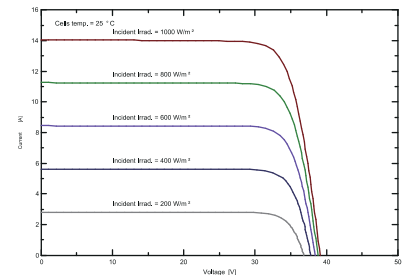
Module Type	SRP-420-BTD-BG			SRP-425-BTD-BG			SRP-430-BTD-BG			SRP-435-BTD-BG		
	Front STC	Front NOCT	Back STC	Front STC	Front NOCT	Back STC	Front STC	Front NOCT	Back STC	Front STC	Front NOCT	Back STC
Maximum Power P_{mp} (W)	420	316	336	425	320	340	430	324	344	435	328	348
Open Circuit Voltage V_{oc} (V)	38.50	36.58	38.48	38.70	36.77	38.68	38.90	36.96	38.88	39.10	37.15	39.08
Short Circuit Current I_{sc} (A)	13.83	11.06	11.06	13.91	11.13	11.13	13.99	11.19	11.19	14.07	11.26	11.26
Maximum Power Voltage V_{mp} (V)	31.90	29.99	31.88	32.10	30.21	32.08	32.30	30.41	32.28	32.50	30.62	32.48
Maximum Power Current I_{mp} (A)	13.17	10.54	10.54	13.24	10.59	10.60	13.32	10.66	10.66	13.39	10.71	10.72
Module Efficiency STC- η (%)	21.51			21.76			22.02			22.28		
Power Tolerance (W)	(0, +4.99)											
Pmax Temperature Coefficient	-0.29 %/°C											
Voc Temperature Coefficient	-0.25 %/°C											
Isc Temperature Coefficient	+0.046 %/°C											

STC: Irradiance 1000 W/m² module temperature 25°C AM=1.5
Power measurement tolerance: +/-3%

Rear Side Power Gain(SRP-420-BTD-BG)

Power Gain	10%	15%	20%	25%	30%
Maximum Power P_{mp} (W)	462	483	504	525	546
Open Circuit Voltage V_{oc} (V)	38.50	38.50	38.50	38.50	38.50
Short Circuit Current I_{sc} (A)	15.21	15.90	16.60	17.29	18.00
Maximum Power Voltage V_{mp} (V)	31.90	31.90	31.90	31.90	31.90
Maximum Power Current I_{mp} (A)	14.49	15.15	15.80	16.46	17.12

I-V Curve



Application Conditions

Maximum System Voltage	1500V DC
Maximum Series Fuse Rating	25 A
Operating Temperature	-40~+85 °C
Nominal Operating Cell Temperature	45±2 °C
Bifaciality	80%±5%
Mechanical Load	Front side 5400 Pa / Back side 2400 Pa



Specifications are subject to change without further notification SRP-DS-EN-2024V1.0 © Copyright 2024 Seraphim

SERAPHIM ENERGY GROUP CO., LTD.

Add: NO.18, Shichuan Road, Jinzhai Economic Development Zone, Lu'an City, Anhui Province
Tel: +86-564-7736177 Email: info@seraphim-energy.com