

DNA™ 120 Bifacial

Solar for Innovators

Residential | Commercial | Utility

Designed & Engineered in Silicon Valley

370W | 365W | 360W

Our DNA Split-cell Series impressively combines advanced technologies to maximize performance. Produce up to 30% more energy with the bi-facial rear side generation. Our patented DNA, Dual Nano Absorber, technology allows for panel to harvest energy from all directions and operate exceptionally in high heat temperatures.



Produce up to 30% more energy with rear-side generation



Advanced split cell technology with 9 ultra-thin busbars allows for less resistance and more photon capture




Ideal solution for applications affected by shading



All-black design for pristine aesthetics
No excessive silver bussing or ribbons



Robust product design is resilient in extreme weather. Up to 5400 Pa snow load and 6200 Pa Wind Load



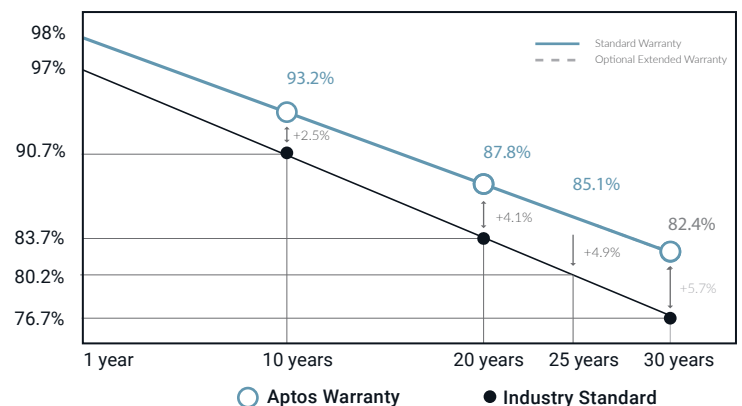
30 Year
Warranty


RETC Top
Performer



8207 Callaghan Rd, Ste 100,
San Antonio, Texas 78230
www.aptosolar.com
info@aptosolar.com

Linear Performance Warranty





Electrical Specifications

	DNA-120-BF26-360W	DNA-120-BF26-365W	DNA-120-BF26-370W
STCrated Output P_{mpp} (W)	360W	365W	370W
Module Efficiency	19.73%	20.01%	20.28%
Open Circuit Voltage V_{oc} (V)	40.8	41.1	41.4
Short Circuit Current I_{sc} (A)	11.12	11.19	11.26
Rated Voltage V_{mmp} (V)	34.0	34.3	34.5
Rated Current I_{mmp} (A)	10.59	10.66	10.72

Standard Test Conditions for front-face of panel: 1000 W/m², 25°C, measurement uncertainty $\leq 3\%$

Temperature Coefficients

Temperature Coefficients P_{mmp}	-0.36%
Temperature Coefficients I_{sc}	+0.0449%/°C
Temperature Coefficients V_{oc}	-0.28%/°C
Normal Operating Cell Temperature (NOCT)	45°C

Test Operating Conditions

Maximum Series Fuse	20A
Maximum System Voltage	1,500 VDC (UL&IEC)
Maximum Load Capacity (Per UL 1703)	5400 Pa Snow Load / 6200 Pa Wind Load
Fire Performance Class	Class C/Type 1

Packaging Configuration

Number of Modules per Pallet	31
Number of Pallets per 40ft. Container	26
Pallet Dimensions	70.0 X 44.29 X 46.1 in, 1780 X 1125 X 1171 mm
Pallet Weight (lbs)	1439.62
Number of Modules per 40ft Container	806

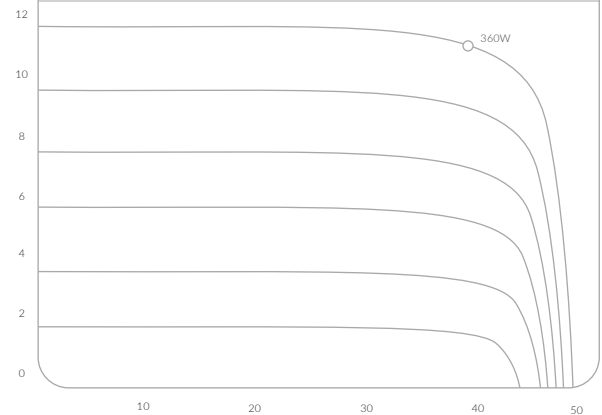
Certifications



Mechanical Properties

Cell Type	Monocrystalline
Glass	3.2mm, anti-reflection coating, high transmission, low iron, tempered glass
Frame	Anodized Aluminum Alloy
Junction Box	IP68
Dimensions	69.1 X 40.9 X 1.3 in, 1756 X 1039 X 35mm
Weight	42.9lbs, 19.5kg
Output Cable	4mm ² (EU) 12AWG
Cable Length	47.2 in
Encapsulant	POE
Connector Type	Staubli EVO2

I-V Curve



Bifacial Output

P_{mpp} (W) at STC	360	365	370
Bi-facial Boost 5%	378	383	389
Bi-facial Boost 10%	396	401	407
Bi-facial Boost 15%	414	420	425