

Residential | Commercial

Designed & Engineered in Silicon Valley

440W | 435W | 430W

Our DNA™ Split Cell Series impressively combines advanced solar technologies to maximize performance. Our patented Dual Nano Absorber (DNA™) Technology allows the panel to operate at high-efficiencies in extreme temperatures. Contact our sales team today to learn more about our line of high-efficiency solar panels.



Patented DNA™ technology boosts power performance & module efficiency



Advanced split cell technology with 9 ultra-thin busbars allows for less resistance and more photon capture



Ideal solution for applications affected by shading



All-black design for pristine aesthetics
No excessive silver bussing or ribbons



Robust product design is resilient in extreme weather. Up to 5400 Pa snow load and 6200 Pa wind load



UL61730-1,
UL61730-2

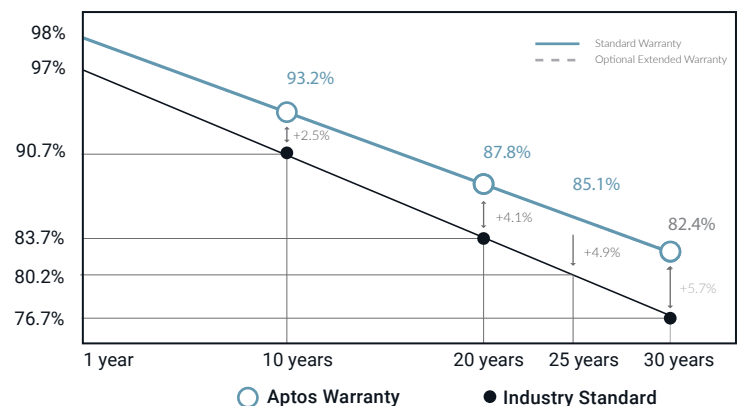
30 Year
Warranty


RETC Top
Performer



8207 Callaghan Rd, Ste 100,
San Antonio, Texas 78230
www.aptosolar.com
info@aptosolar.com

Linear Performance Warranty



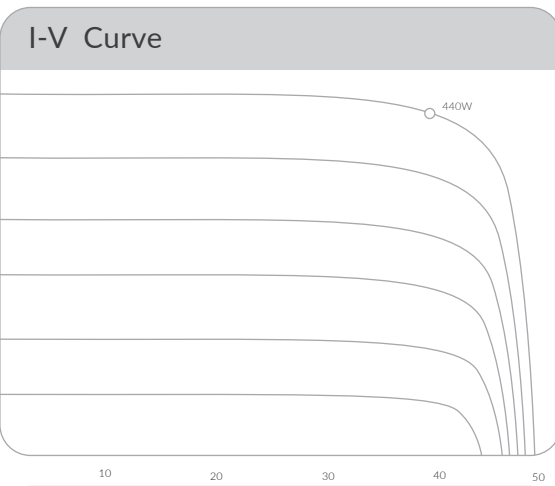


Electrical Specifications	DNA-144-MF26-440W	DNA-144-MF26-435W	DNA-144-MF26-430W
STCrated Output P_{mmp} (W)	440W	435W	430W
Module Efficiency	20.21%	19.98%	19.75%
Open Circuit Voltage V_{voc} (V)	49.9	49.70	49.50
Short Circiut Current I_{sc} (A)	11.23	11.16	11.09
Rated Voltage V_{mmp} (V)	41.20	41	40.80
Rated Current I_{mmp} (A)	10.68	10.61	10.55

Standard Test Conditions for front-face of panel: 1000 W/m², 25°C, measurement uncertainty $\leq 3\%$

Mechanical Properties	
Cell Type	Monocrystalline
Glass	3.2mm, anti-reflection coating, high transmission, low iron, tempered glass
Frame	Anodized Aluminum Alloy
Junction Box	IP68
Dimensions	82.4 X 40.9 X 1.3in, 2095 X 1039 X 35mm
Weight	55.13lbs, 25.1kg
Output Cable	4mm ² (EU) 12AWG
Cable Length	47.24in 1200mm
Encapsulant	POE
Connector Type	Staubli EVO2

Temperature Coefficients	
Temperature Coefficients P_{mmp}	-0.35%
Temperature Coefficients I_{sc}	+0.048%/°C
Temperature Coefficients V_{oc}	-0.27%/°C
Normal Operating Cell Temperature (NOCT)	45°C



Test Operating Conditions	
Maximum Series Fuse	20A
Maximum System Voltage	1,500 VDC (UL&IEC)
Maximum Load Capacity (Per UL 1703)	5400 Pa Snow Load / 6200 Pa Wind Load
Fire Performance Class	Class C/Type 1

Packaging Configuration	
Number of Modules per Pallet	31
Number of Pallets per 40ft. Container	22
Pallet Dimensions	83.8 X 44.2 X 46.1 in, 2130 X 1125 X 1171 mm
Pallet Weight (lbs)	1739.45
Container Weight (lbs)	39292.98

Certifications