

Lumina II



Super Power Output

SolarSpace advanced TOPCon cells combined with MBB and high-density encapsulation provides ultra-high power output



High Reliability

Excellent harsh tests results and advanced half-cell tech improve product reliability for long-term life cycle



Extra power generation

N-type wafers and cells bring ultralow LID&LeTID degradation, less than 1% 1st year degradation guaranteed, in addition lower temperature coefficient and better weak-light response provide extra power generation



Aesthetic Design

All black design brings highly consistent appearance for rooftops

SolarSpace Technology Co., Ltd. was established in 2011, as a world leading solar cell and module manufacturer, concentrating on high efficient solar-technology production with 50GW+ capacity of solar cell and 5.7GW capacity of solar module in China and overseas.

*Please refer to SolarSpace for details

SS8-54HDB 410-430N

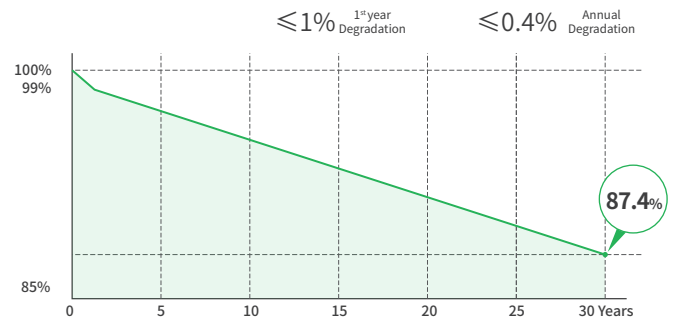
All Black Module

430W

Maximum Power Output

22.02%

Maximum Module Efficiency



15Years Product Warranty **30**Years Linear Power Warranty

Comprehensive Certificates

- IEC61215 • IEC61730
- IEC61701: Salt mist corrosion test • IEC62716: Ammonia corrosion test
- IEC60068: Dust and Sand test
- ISO9001:2015: Quality Management System
- ISO14001:2015: Environment Management System
- ISO45001:2018: Occupational Health and Safety Management Systems



Electric Characteristics (STC)

Module Type	SS8-54HDB	SS8-54HDB	SS8-54HDB	SS8-54HDB	SS8-54HDB
	-410N	-415N	-420N	-425N	-430N
Maximum Power (Pmax) [W]	410	415	420	425	430
Open-Circuit Voltage (Voc)[V]	37.51	37.70	37.89	38.08	38.27
Maximum Power Voltage (Vmp) [V]	31.49	31.67	31.85	32.03	32.21
Short-Circuit Current (Isc)[A]	13.81	13.91	13.99	14.07	14.13
Maximum Power Current (Imp) [A]	13.03	13.11	13.19	13.28	13.36
Module Efficiency	21.00%	21.25%	21.51%	21.76%	22.02%

Irradiation 1000W/m², Cell Temperature 25°C, AM=1.5

Electric Characteristics (NMOT)

Module Type	SS8-54HDB	SS8-54HDB	SS8-54HDB	SS8-54HDB	SS8-54HDB
	-410N	-415N	-420N	-425N	-430N
Maximum Power (Pmax) [W]	311	315	319	323	327
Open-Circuit Voltage (Voc)[V]	36.06	36.24	36.42	36.60	36.78
Maximum Power Voltage (Vmp) [V]	29.63	29.81	29.99	30.17	30.34
Short-Circuit Current (Isc)[A]	11.26	11.33	11.40	11.47	11.54
Maximum Power Current (Imp) [A]	10.50	10.57	10.64	10.71	10.78

Irradiance 800 W/m², Ambient Temperature 20 °C, Wind Speed 1 m/s, AM=1.5

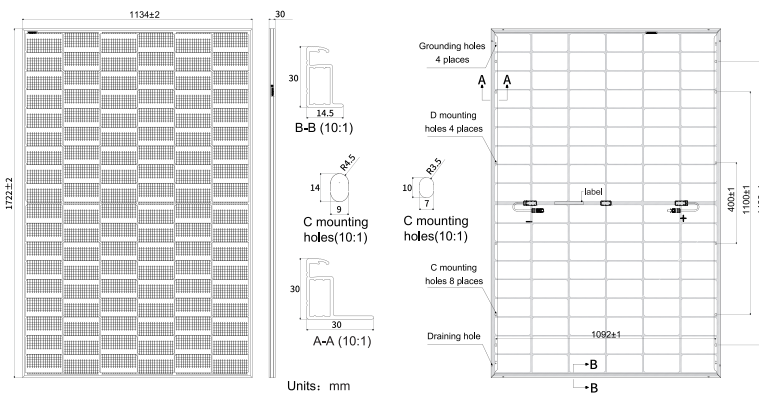
Bifacial Output-Rearside Power Gain (420W)

Power Gain	5%	10%	15%	20%	25%
Maximum Power (Pmax) [W]	441	462	483	504	525
Open-Circuit Voltage (Voc)[V]	38.10	38.10	38.10	38.20	38.20
Maximum Power Voltage (Vmp) [V]	31.94	31.94	31.94	31.95	31.95
Short-Circuit Current (Isc)[A]	14.51	15.06	15.60	16.16	16.71
Maximum Power Current (Imp) [A]	13.81	14.47	15.13	15.78	16.44

Temperature coefficients

Temperature coefficient of Isc	+0.045%/°C
Temperature coefficient of Voc	-0.260%/°C
Temperature coefficient of Pmax	-0.290%/°C
NMOT	45±2°C

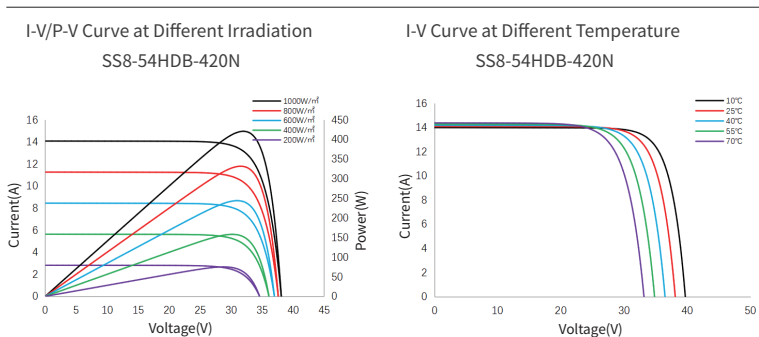
Engineering Design



Mechanical Characteristics

Cell Type	N-TOPCon(M10)
Number of Cells	108(6x18)
Dimensions	1722X1134X30mm
Weight	24.0kg
Glass	Front glass, 2.0mm coated semi-tempered glass Back Glass, 2.0mm glazed semi-tempered glass
Frame	Black, Anodized Aluminum Alloy
Output Cables	4mm ² (IEC),12AWG(UL), 300mm(including connector) or Customized Length
Junction Box	IP68 Rated, 3 diodes
Connector	MC4-EVO2 or MC4 Compatible
Packaging	36 Pieces/Pallet, 936 pieces/40' container

Characteristics



Operating Conditions

Maximum System Voltage	1500V DC (IEC)
Power Tolerance	0~+3%
Operating Temperature	-40°C~+85°C
Maximum Series Fuse Rating	30A
Mechanical Load Front Rear	5400Pa
Mechanical Load Back Rear	2400Pa
Bifaciality	80±5%

