



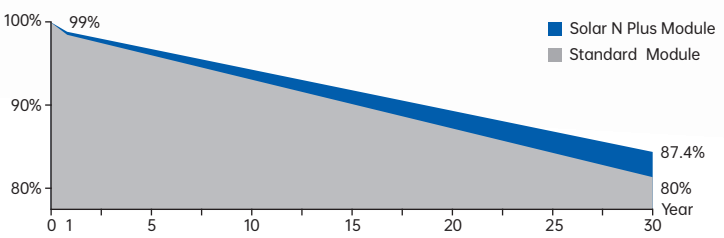
SP-N16/144HG

TOPcon Bifacial 570-600W

- HIGHER EFFICIENCY
- LOWER TEMPERATURE COEFFICIENT
- LOW ATTENUATION, LONG WARRANTY
- HIGHER BIFACIALITY

WARRANTY

- 15 YEARS Guarantee on product material and workmanship
- 30 YEARS Linear power output warranty



INSURANCE



CERTIFICATION



- ISO 9001: 2015/quality management system
- ISO 14001: 2015/environment management system
- ISO 45001: 2018/occupation health safety management system

570-600W SP-N16/144HG

ELECTRICAL CHARACTERISTICS (STC)

Maximum Power (Pm)	W	570	575	580	585	590	595	600
Power Tolerance	W	0 ~ +5						
Maximum Power Voltage (Vm)	V	44.75	44.95	45.15	45.35	45.55	45.75	45.95
Maximum Power Current (Im)	A	12.74	12.79	12.85	12.90	12.96	13.01	13.06
Open Circuit Voltage (Voc)	V	52.2	52.4	52.6	52.8	53.0	53.2	53.4
Short Circuit Current (Isc)	A	13.47	13.52	13.57	13.62	13.67	13.72	13.77
Module Efficiency (ηm)	%	22.1	22.3	22.5	22.7	22.8	23.0	23.2

STC:AM=1.5, irradiance=1000W/m², module temperature=25°C

ELECTRICAL CHARACTERISTICS (NMOT)

Maximum Power (Pm)	W	430	433	437	441	445	449	453
Maximum Power Voltage (Vm)	V	41.18	41.36	41.54	41.72	41.90	42.08	42.26
Maximum Power Current (Im)	A	10.42	10.47	10.52	10.57	10.62	10.67	10.72
Open Circuit Voltage (Voc)	V	49.33	49.53	49.73	49.93	50.13	50.33	50.52
Short Circuit Current (Isc)	A	10.81	10.86	10.91	11.96	11.01	11.06	11.11

NMOT: irradiance=800W/m², environment temperature=20°C, wind speed=1m/s

REAR SIDE POWER GAIN

5%	Max Power	599W	604W	609W	614W	620W	625W	630W
	Efficiency	23.17%	23.37%	23.57%	23.78%	23.98%	24.18%	24.39%
15%	Max Power	656W	661W	667W	673W	679W	684W	690W
	Efficiency	25.37%	25.60%	25.82%	26.04%	26.27%	26.49%	26.71%
25%	Max Power	713W	719W	725W	731W	738W	744W	750W
	Efficiency	27.58%	27.82%	28.07%	28.31%	28.55%	28.79%	29.03%

MECHANICAL SPECIFICATIONS

External Dimension (L×W×H)	2278×1134×30mm
Weight	31.5kg
Number of Cells	144 (6×24)
Front Glass	2.0mm AR-coating heat-strengthened glass
Rear Glass	2.0mm heat-strengthened glass
Frame	Anodized aluminum alloy, silver color
Junction Box	IP68
Output Cables	4mm ² , 300mm or customized length
Connector	MC4 Compatible

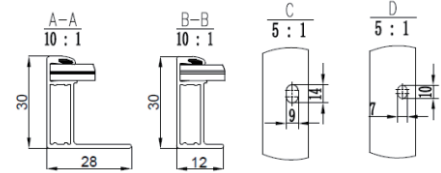

APPLICATION CONDITIONS

Maximum System Voltage	DC1500V (IEC)
Maximum Series Fuse Rating	25A
Operating Temperature	-40°C ~ +85°C
Mechanical Load	5400Pa/2400Pa
Hail Test	25mm diameter hail at 23m/s
Bifaciality	80±5%
Application Rating	Class A

TEMP CHARACTERISTICS

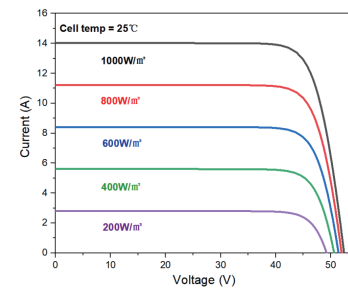
Nominal Module Operating Temperature	42±2°C
Temperature Coefficient of Pmax	-0.29%/°C
Temperature Coefficient of Voc	-0.25%/°C
Temperature Coefficient of ISC	0.045%/°C

TECHNICAL DRAWING

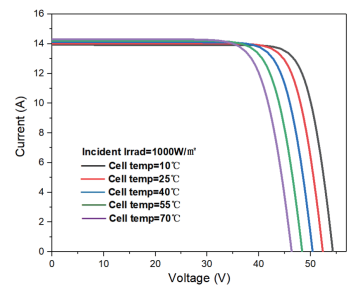


I-V CURVE

I-V characteristics at different irradiance (SP-N16/144HG600W)



I-V characteristics at different temperatures (SP-N16/144HG600W)



PACKING CONFIGURATION

Container	40'HC
Pieces per Pallet	36 pcs
Packaging box Size	2335×1145×1260mm
Pieces per Container	720 pcs



SOLAR N PLUS NEW ENERGY TECHNOLOGY CO., LTD

No.1 Jianye road, Zhongxin Suchu Industrial Development Zone, Chuzhou City, 239000, Anhui Province, China
025-52806120
www.solarnplus.com

Solar N Plus reserves the sole right of interpretation.
Version No.20240418V3.0