




PEACH BIFI

DBK_P7A / 120 cells

440 W - 460 W

Mono-Crystalline Bifacial PV Module

URE Peach module uses URE state-of-the-art cell cutting technology on high efficiency p-PERC mono-crystalline bifacial cell, and advanced module manufacturing experiences.



Key Features



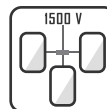
High Efficiency
High module conversion efficiency up to 21.26%



100% EL inline inspection
Better module reliability



Withstand heavy loading
Front load 7200 Pa & rear load 5400 Pa



Design for 1500 VDC
Reduce the system BOS effectively



NO Water pollution concern
PASS the water quality standard by E.P.A



High Durability
High resistance to salt mist & PID design
Pass the highest level
(IEC 61701/ IEC 60068-2-52 Severity 8)



Multi-Bus bar/ TLS technology
Increase the stability of outdoor power generation



Ammonia Resistant
According to IEC 62716+IEC 61215-1





URE

United Renewable Energy Co., Ltd.

Electrical Data

Model		Bifacial Gain			Bifacial Gain			Bifacial Gain		
		DBK440P7A	5%	10%	DBK445P7A	5%	10%	DBK450P7A	5%	10%
Maximum Rating Power (Pmax)	[W]	440	462	484	445	467	490	450	473	495
Module Efficiency	[%]	20.34	21.36	22.37	20.57	21.60	22.63	20.80	21.84	22.88
Open Circuit Voltage (Voc)	[V]	41.10	41.10	41.10	41.25	41.25	41.25	41.40	41.40	41.40
Maximum Power Voltage	[V]	33.91	33.91	33.91	34.06	34.06	34.06	34.21	34.21	34.21
Short Circuit Current (Isc)	[A]	13.75	14.44	15.13	13.80	14.49	15.18	13.85	14.54	15.24
Maximum Power Current	[A]	13.03	13.68	14.33	13.10	13.76	14.41	13.17	13.83	14.49
Model		DBK455P7A	5%	10%	DBK460P7A	5%	10%			
Maximum Rating Power (Pmax)	[W]	455	478	501	460	483	506			
Module Efficiency	[%]	21.03	22.08	23.13	21.26	22.32	23.39			
Open Circuit Voltage (Voc)	[V]	41.55	41.55	41.55	41.70	41.70	41.70			
Maximum Power Voltage	[V]	34.36	34.36	34.36	34.51	34.51	34.51			
Short Circuit Current (Isc)	[A]	13.90	14.60	15.29	13.95	14.65	15.35			
Maximum Power Current	[A]	13.24	13.90	14.56	13.31	13.98	14.64			
Positive Power Tolerance		0~3%								

*Standard Test Condition (STC): Cell Temperature 25 °C, Irradiance 1000 W/m², AM 1.5
 *Values without tolerance are typical numbers.Measurement tolerance: ± 3%

Mechanical Data

Item	Specification
Dimensions	1908 mm (L) ¹ x 1134 mm (W) ¹ x 40 mm (D) ² / 75.12" (L) ¹ x 44.65" (W) ¹ x 1.57" (D) ²
Weight	23.5 kg / 51.81 lbs
Solar Cell	120 half-cut monocrystalline M10 PERC cells
Front Glass	3.2mm thickness
Back Cover	Composite film, transparent
Junction Box	IP 68 , 3 diodes
Frame	Anodized aluminum alloy
Cables	4.0mm ² (IEC), 12AWG (UL)
Connectors	EVO2A (1500V)
Package Configuration	26 pcs per pallet, 624 pcs per 40' HQ container

1 : With assembly tolerance of ± 2 mm [± 0.08 "]
 2 : With assembly tolerance of ± 0.8 mm [± 0.03 "]

Operating Conditions

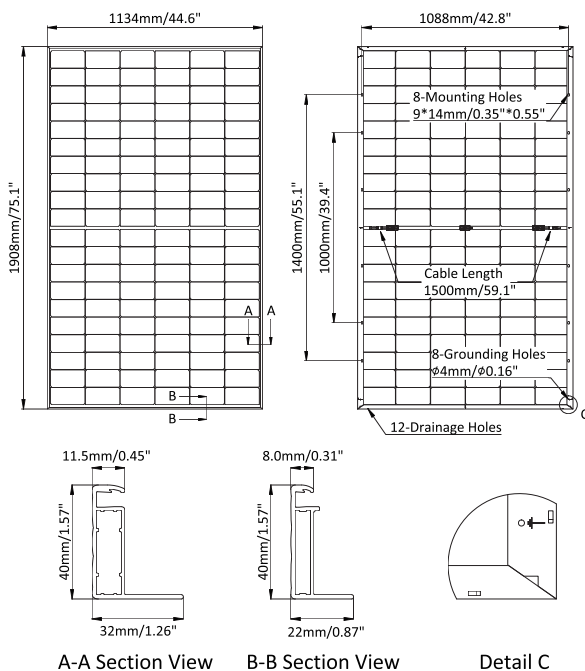
Item	Specification
Mechanical Load	7200 Pa
Maximum System Voltage	1500 VDC
Series Fuse Rating	25 A
Operating Temperature	-40 to 85 °C

Temperature Characteristics

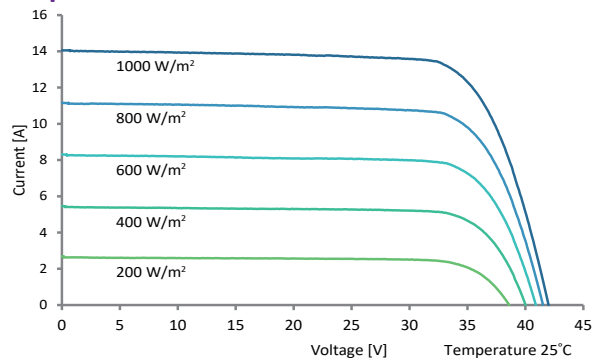
Item	Specification
Nominal Module Operating Temperature	43°C ± 2°C
Temperature Coefficient of Isc	0.05 % / °C
Temperature Coefficient of Voc	-0.27 % / °C
Temperature Coefficient of Pmax	-0.35 % / °C

*Nominal module operating temperature (NMOT): Air mass AM 1.5, irradiance 800W/m², temperature 20°C, windspeed 1 m/s.
 *Reduction in efficiency from 1000W/m² to 200W/m² at 25°C: 3.5 ± 2%.

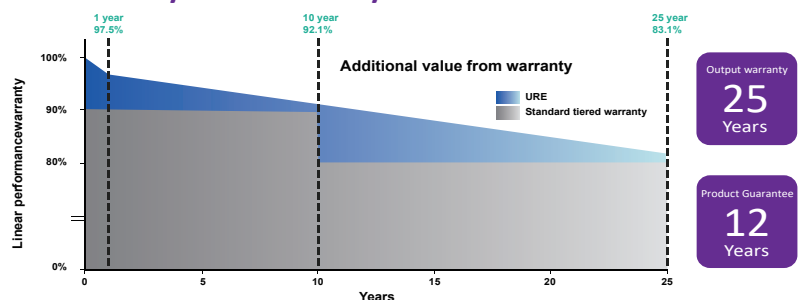
Engineering Drawing (mm)



Dependence on Irradiance



Reliability with Warranty



For more information, please visit us at www.urecorp.com