


M182B16TC


Monocrystalline Topcon cells

Dimension	182/182.2mm*182/182.2mm±0.25mm
Diagonal	247mm±0.25mm
Thickness(Si)	135µm±15µm
Front	16 busbars(silver), width 0.03±0.015mm
	160 finger grids
	Blue anti-reflecting coating (SiNx)
Back	width of back electrode(silver) 0.03±0.015mm
	Blue anti-reflecting coating (SiNx)



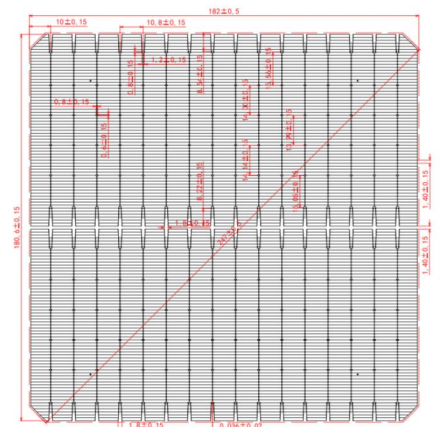
► Features

- > High conversion efficiencies resulting in superior power output performance
- > Outstanding power output even in low light or high temperature conditions
- > Optimized design for ease of soldering and lamination
- > Long-term stability, reliability and performance
- > Low breakage rate
- > Uniform Color



► Production and Quality Control

- > Precision cell efficiency sorting procedures
- > Stringent criteria for color uniformity and appearance
- > Reverse current and shunt resistance screening
- > ISO9001,ISO14001 and OHSAS 18001 certificated
- > Calibrated against Fraunhofer ISE



*See the reverse side for more detail.

Sunlike Solar Co.,Ltd

No.509, Datong Road, Wuxi, Jiangsu, China

Tel: 0086-510-88990686

Email: solar@sunlikesolar.com

Website: <http://www.sunlikesolar.com>

M182B16TC

► Electrical Performance

Eff Code	Eff Range	Max. Power	Max. Power Current	Short Circuit Current	Max. Power Voltage	Open Circuit Voltage
(%)	(%)	Ppm(W)	Imp(A)	Isc(A)	Vmp(V)	Voc(V)
25.4	25.4~25.5	8.39	13.347	14.033	0.628	0.723
25.3	25.3~25.4	8.35	13.303	14.002	0.628	0.722
25.2	25.2~25.3	8.32	13.257	13.965	0.628	0.721
25.1	25.1~25.2	8.29	13.208	13.924	0.627	0.720
25.0	25.0~25.1	8.25	13.162	13.889	0.627	0.720
24.9	24.9~25.0	8.22	13.126	13.852	0.626	0.719
24.8	24.8~24.9	8.19	13.086	13.819	0.626	0.718
24.7	24.7~24.8	8.15	13.043	13.785	0.625	0.717
24.6	24.6~24.7	8.12	13.005	13.759	0.625	0.716
24.5	24.5~24.6	8.09	13.032	13.772	0.621	0.713
24.4	24.4~24.5	8.05	13.003	13.756	0.620	0.711
24.3	24.3~24.4	8.02	12.975	13.742	0.618	0.710
24.2	24.2~24.3	7.99	13.941	13.690	0.617	0.709
24.1	24.1~24.2	7.96	13.933	13.680	0.615	0.709
24.0	24.0~24.1	7.92	13.924	13.673	0.613	0.709

Standard test condition :AM1.5,1000W/m², 25°C

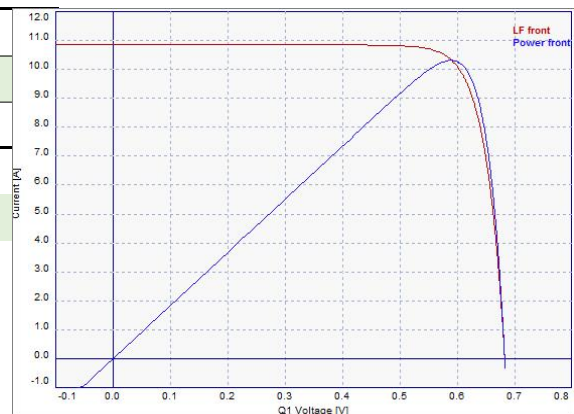
Average accuracy of all tested figures is ±1.5% rel.

► Temperature Coefficients

Current Temperature Coefficient	$\alpha(I_{sc})$	+0.046%/K
Voltage Temperature Coefficient	$\beta(V_{oc})$	-0.26%/K
Power Temperature Coefficient	$\gamma(P_{max})$	-0.32%/K

Standard test condition :AM1.5,1000W/m²,25°C

► IV Curve



Specifications subject to change without prior notice. SUNLIKE reserves the rights of final interpretation and revision of this datasheet.

Sunlike Solar Co.,Ltd

No.509, Datong Road, Wuxi, Jiangsu, China

Tel: 0086-510-88990686

Email: solar@sunlikesolar.com

Website: <http://www.sunlikesolar.com>