

SATURN 4


SOLAR DEPOT

BIFACIAL MODULE WITH DUAL GLASS

RS4-440~460MBG-E1

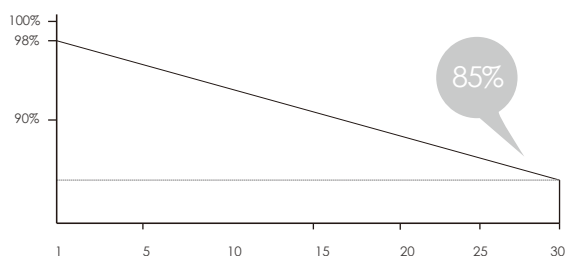
P-Type /Positive power tolerance of 0~+3%/Max module efficiency 21.32%

- Suitable for ground power plants and distributed projects
- Advanced module technology delivers superior module efficiency
 - Gallium-doped Wafer · Non destructive cutting · MBB half-cut
- Excellent power generation performance
 - Excellent IAM and Weak light response · Low temperature ratings
 - 0.55% linear Power decline
- High module quality ensures long-term reliability
 - Strict selected material · Advanced technology · Leading standard
- Ultra-hydrophilic self-cleaning coating techniques



Complete System
and IEC Product Certification

IEC 61215(2016), IEC 61730(2016) ISO9001:
2015:Quality Management System ISO14001:
2015:Environment Management System
ISO45001:2018:Occupational Health
and Safety Management System

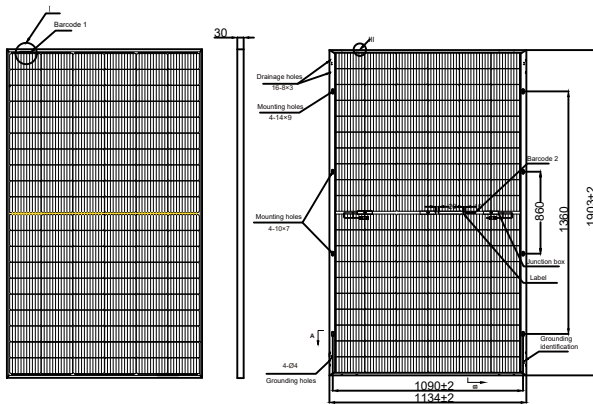


30-Year excess linear power output warranty

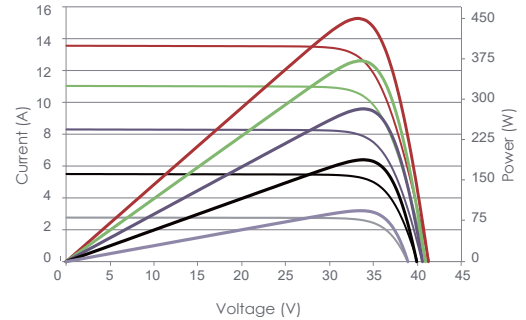


RS4-440~460MBG-E1

BIFACIAL MODULE WITH DUAL GLASS



Drawing Only for Reference



Voltage [V]

| Electrical Characteristics STC | RS4-440MBG-E1 | RS4-445MBG-E1 | RS4-450MBG-E1 | RS4-455MBG-E1 | RS4-460MBG-E1 |
|--------------------------------|---------------|---------------|---------------|---------------|---------------|
| Maximum Power (Pmax) | 440W | 445W | 450W | 455W | 460W |
| Power Tolerance | 0~+5W | 0~+5W | 0~+5W | 0~+5W | 0~+5W |
| Module Efficiency | 20.39% | 20.62% | 20.85% | 21.08% | 21.32% |
| Maximum Power Current (Imp) | 13.05A | 13.16A | 13.27A | 13.36A | 13.45A |
| Maximum Power Voltage (Vmp) | 33.72V | 33.82V | 33.91V | 34.06V | 34.20V |
| Short Circuit Current (Isc) | 13.73A | 13.79A | 13.86A | 13.93A | 14.01A |
| Open Circuit Voltage (Voc) | 41.02V | 41.10V | 41.18V | 41.33V | 41.48V |

Values at Standard Test Conditions STC(AM1.5, Irradiance 1000W/m², Cell Temperature 25°C)

| Electrical Characteristics NOCT | RS4-440MBG-E1 | RS4-445MBG-E1 | RS4-450MBG-E1 | RS4-455MBG-E1 | RS4-460MBG-E1 |
|---------------------------------|---------------|---------------|---------------|---------------|---------------|
| Maximum Power (Pmax) | 327W | 331W | 335W | 339W | 342W |
| Maximum Power Current (Imp) | 10.43A | 10.49A | 10.55A | 10.61A | 10.67A |
| Maximum Power Voltage (Vmp) | 31.39V | 31.56V | 31.73V | 31.91V | 32.07V |
| Short Circuit Current (Isc) | 11.09A | 11.14A | 11.19A | 11.25A | 11.32A |
| Open Circuit Voltage (Voc) | 38.72V | 38.79V | 38.87V | 39.01V | 39.15V |

NOCT , Irradiance of 800W/m², AM1.5, Ambient Temperature 20 °C, wind Speed 1m/s.

| Electrical Characteristics with 21% rear side power gain | RS4-440MBG-E1 | RS4-445MBG-E1 | RS4-450MBG-E1 | RS4-455MBG-E1 | RS4-460MBG-E1 |
|--|---------------|---------------|---------------|---------------|---------------|
| Maximum Power (Pmax) | 647W | 653W | 659W | 666W | 672W |
| Maximum Power Current (Imp) | 15.61A | 15.69A | 15.78A | 15.88A | 15.96A |
| Maximum Power Voltage (Vmp) | 41.50V | 41.65V | 41.80V | 41.95V | 42.10V |
| Short Circuit Current (Isc) | 16.67A | 16.76A | 16.84A | 16.92A | 16.99A |
| Open Circuit Voltage (Voc) | 49.35V | 49.50V | 49.65V | 49.80V | 49.95V |

Mechanical Characteristics

| | |
|----------------------------|--|
| Cell Type | MonoP-Type, 182x182(±1)mm, 120(6x20)Half-Cut cells |
| Glass | 2mm+2mm, High Transmission, Low Iron, Tempered Glass |
| Frame | Anodized Aluminum Alloy |
| Junction Box | IP68 Rated, With Bypass Diodes |
| Dimension | 1903×1134×30mm |
| Output Cable | 4 mm ² (EU), 300 mm, length can be customized |
| Weight | 28kg |
| Installation Hole Location | See Drawing Above |

Packing Information

| | |
|-----------------------|--------|
| Container | 40' HQ |
| Pallets per Container | 24 |
| Pieces per Container | 864 |

Characteristics

| | |
|---|-----------|
| Temperature Coefficient of Voc | -0.27%/°C |
| Temperature Coefficient of Isc | +0.04%/°C |
| Temperature Coefficient of Pmax | -0.35%/°C |
| Nominal Operating Cell Temperature (NOCT) | 45°C±2°C |

Remark: Electrical data in this catalog do not refer to a single module and they are not part of the offer. They only serve for comparison among different module types.

Maximum Ratings

| | |
|----------------------------|-------------|
| Operating Temperature | -40°C~+85°C |
| Maximum System Voltage | 1500VDC |
| Maximum Series Fuse Rating | 25A |

Note: Please read the safety and installation instructions before using this product

Solar Depot Incorporated

Tel: 765-273-3767

Email: sales@solardepotonline.com

Web: www.solardepotonline.com

Version number: RS-T4-035-A