


Ultra V

HALF-CELL BIFACIAL MODULE

TYPE: STPXXXS-C72/Pmh+



535-555W **21.5%**
POWER OUTPUT MAX EFFICIENCY



Compatible with mainstream trackers

The module design is highly compatible with power plant tracking systems, which offers a cost-effective solution for large power plants



Anti-PID guarantee

Through the optimization of cell technology and material, the decay caused by PID phenomenon is reduced



Double-sided power generation

The gain of double-sided power generation increases up to max. 25% with the light on the back side, and significantly reduce LCOE



Extended wind and snow load tests

Module certified to withstand extreme wind (2400 Pascal) and snow loads (5400 Pascal)*



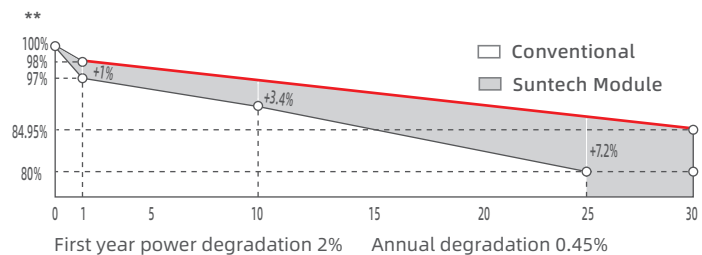
Tier 1
Bloomberg
NEW ENERGY FINANCE

ISO 14001 Environment Management System
ISO 45001 Occupational Health and Safety
ISO 9001 Quality Management System
SA 8000 Social Responsibility Standards
IEC TS 62941 Guideline for Module Design

IEC 61701 Salt-mist certification
IEC 62716 ammonia certification
IEC 60068-2-68 Dust and Sand
IEC 61730-2 (UL790) fire class C



30 years of linear warranty
15 years of product warranty



* Please refer to Suntech Standard Module Installation Manual for details.

** Please refer to Suntech Limited Warranty for details.

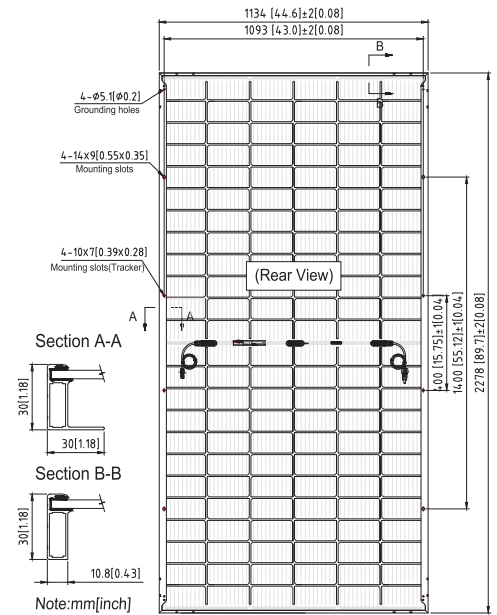
*** WEEE only for EU market.

**** Suntech reserves the right to the final.

Ultra V STPXXXS-C72/Pmh+ 535-555W

Mechanical Characteristics

Solar Cell	Monocrystalline silicon 182 mm
No. of Cells	144 (6 × 24)
Dimensions	2278 × 1134 × 30 mm (89.7 × 44.6 × 1.2 inches)
Weight	32.0 kg (70.5 lbs.)
Front \ Back Glass	2.0+2.0 mm (0.079+ 0.079inches) semi-tempered glass
Output Cables	4.0 mm ² , (-) 350 mm and (+) 160 mm in length or customized length
Junction Box	IP68 rated (3 bypass diodes)
Operating Module Temperature	-40 °C to +85 °C
Maximum System Voltage	1500 V DC (IEC)
Connectors	STP-XC4
Maximum Series Fuse Rating	25 A
Power Tolerance	0/+5 W
Refer. Bifaciality Factor	(70 ± 5)%
Frame	Anodized aluminum alloy frame
Packing Configuration	36 Pieces per pallet 720 Pieces per container /40'HC 2310×1120×1255 1202kg



For tracker installation, please turn to Suntech for mechanical load information.

Electrical Characteristics

Module Type	STP555S-C72/Pmh+		STP550S-C72/Pmh+		STP545S-C72/Pmh+		STP540S-C72/Pmh+		STP535S-C72/Pmh+	
	STC	NMOT	STC	NMOT	STC	NMOT	STC	NMOT	STC	NMOT
Maximum Power (Pmax/W)	555	421.4	550	417.7	545	414.2	540	410.5	535	406.6
Optimum Operating Voltage (Vmp/V)	42.24	39.0	42.05	38.9	41.87	38.7	41.75	38.5	41.57	38.4
Optimum Operating Current (Imp/A)	13.14	10.80	13.08	10.75	13.02	10.71	12.94	10.65	12.87	10.60
Open Circuit Voltage (Voc/V)	50.07	47.2	49.88	47.0	49.69	46.9	49.54	46.7	49.39	46.6
Short Circuit Current (Isc/A)	14.07	11.35	14.01	11.30	13.96	11.26	13.89	11.21	13.83	11.16
Module Efficiency (%)	21.5		21.3		21.1		20.9		20.7	

STC: Irradiance 1000 W/m², module temperature 25 °C, AM=1.5; NMOT: Irradiance 800 W/m², ambient temperature 20 °C, AM=1.5, wind speed 1 m/s; Measuring Tolerance is within +/- 3%;

Different Rearside Power Gain Reference to 545W Front

Rearside Power Gain	5%	15%	25%
Maximum Power at STC (Pmax)	572.3	626.8	681.3
Optimum Operating Voltage (Vmp/V)	41.9	41.9	42.0
Optimum Operating Current (Imp/A)	13.67	14.97	16.28
Open Circuit Voltage (Voc/V)	49.7	49.7	49.8
Short Circuit Current (Isc/A)	14.66	16.05	17.45
Module Efficiency (%)	22.2%	24.3%	26.4%

Temperature Characteristics

Nominal Module Operating Temperature (NMOT)	42 ± 2 °C
Temperature Coefficient of Pmax	-0.34%/°C
Temperature Coefficient of Voc	-0.26%/°C
Temperature Coefficient of Isc	+0.050%/°C

Information on how to install and operate this product is available in the installation instruction. All values indicated in this data sheet are subject to change without prior announcement. The specifications may vary slightly. All specifications are in accordance with standard EN 50380. Color differences of the modules relative to the figures as well as discolorations of/in the modules which do not impair their proper functioning are possible and do not constitute a deviation from the specification.

Graphs Current-Voltage & Power-Voltage (555W)

