


BIFACIAL MODULE WITH DUAL GLASS

# RS41-395~420MBG-E3

P-Type /Positive power tolerance of 0~+3%/Max module efficiency 21.51%

- Suitable for ground power plants and distributed projects
- Advanced module technology delivers superior module efficiency
  - Gallium-doped Wafer · Non destructive cutting · MBB half-cut
- Excellent power generation performance
  - Excellent IAM and low irradiation performance · Lower temperature coefficient
  - 0.45% linear Power decline
- High module quality ensures long-term reliability
  - Strict selected material · Advanced technology · Leading standard
- Ultra-hydrophilic self-cleaning coating techniques

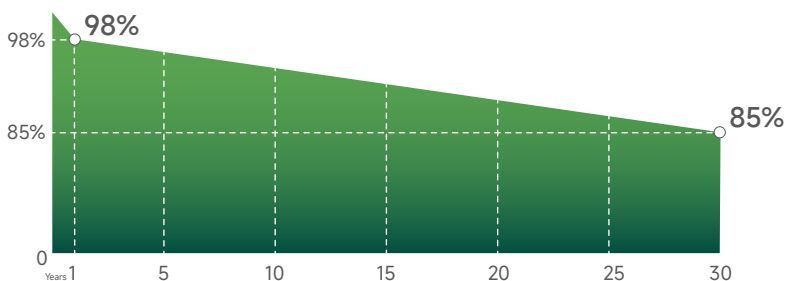


Complete System and IEC Product Certification

IEC 61215(2016), IEC 61730(2016) ISO9001: 2015: Quality Management System ISO14001: 2015: Environment Management System ISO45001:2018: Occupational Health and Safety Management System

**12 -Year** ◀◀  
Material & Workmanship

**30 -Year** ◀◀  
Linear Power Output

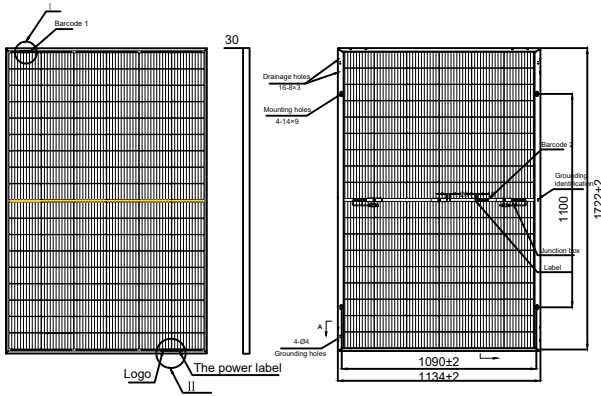


30-Year excess linear power output warranty

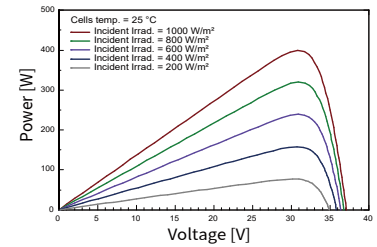
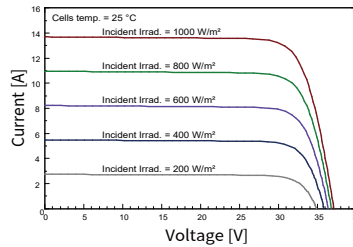


# RS41-395~420MBG-E3

BIFACIAL MODULE WITH DUAL GLASS



Drawing Only for Reference



Electrical Characteristics STC	RS41-395MBG-E3	RS41-400MBG-E3	RS41-405MBG-E3	RS41-410MBG-E3	RS41-415MBG-E3	RS41-420MBG-E3
Maximum Power (Pmax)	395W	400W	405W	410W	415W	420W
Power Tolerance	0~+5W	0~+5W	0~+5W	0~+5W	0~+5W	0~+5W
Module Efficiency	20.23%	20.48%	20.74%	21.00%	21.25%	21.51%
Maximum Power Current (Imp)	12.87A	12.95A	13.03A	13.10A	13.18A	13.26A
Maximum Power Voltage (Vmp)	30.70V	30.90V	31.10V	31.30V	31.50V	31.70V
Short Circuit Current (Isc)	13.63A	13.70A	13.77A	13.84A	13.91A	13.97A
Open Circuit Voltage (Voc)	36.90V	37.10V	37.30V	37.50V	37.70V	37.90V

Values at Standard Test Conditions STC(AM1.5, Irradiance 1000W/m², Cell Temperature 25°C)

Electrical Characteristics NOCT	RS41-395MBG-E3	RS41-400MBG-E3	RS41-405MBG-E3	RS41-410MBG-E3	RS41-415MBG-E3	RS41-420MBG-E3
Maximum Power (Pmax)	295.2W	299.0W	302.7W	306.3W	310.1W	313.9W
Maximum Power Current (Imp)	10.35A	10.41A	10.47A	10.53A	10.59A	10.65A
Maximum Power Voltage (Vmp)	28.50V	28.70V	28.90V	29.10V	29.30V	29.50V
Short Circuit Current (Isc)	11.01A	11.06A	11.12A	11.18A	11.23A	11.28A
Open Circuit Voltage (Voc)	34.50V	34.70V	34.80V	35.00V	35.20V	35.40V

NOCT , Irradiance of 800W/m², AM1.5, Ambient Temperature 20 °C, wind Speed 1m/s.

Electrical Characteristics with 21% rear side power gain	RS41-395MBG-E3	RS41-400MBG-E3	RS41-405MBG-E3	RS41-410MBG-E3	RS41-415MBG-E3	RS41-420MBG-E3
Maximum Power (Pmax)	478.0W	482.0W	490.1W	496.1W	502.2W	508.2W
Maximum Power Current (Imp)	15.57A	15.67A	15.77A	15.85A	15.95A	16.04A
Maximum Power Voltage (Vmp)	30.70V	30.90V	31.10V	31.30V	31.50V	31.70V
Short Circuit Current (Isc)	16.49A	16.58A	16.66A	16.75A	16.83A	16.90A
Open Circuit Voltage (Voc)	36.90V	37.10V	37.30V	37.50V	37.70V	37.90V

## Mechanical Characteristics

Cell Type	MonoP-Type,182x182(±1)mm,108(6x18)Half-Cut cells
Glass	2mm+2mm,High Transmission,Low Iron, Tempered Glass
Frame	Anodized Aluminum Alloy
Junction Box	IP68 Rated, With Bypass Diodes
Dimension	1722×1134×30mm
Output Cable	4 mm2 (EU),300 mm,length can be customized
Weight	24.5kg
Installation Hole Location	See Drawing Above

## Packing Information

Container	40' HQ
Pallets per Container	26
Pieces per Container	936

## Characteristics

Temperature Coefficient of Voc	-0.27%/°C
Temperature Coefficient of Isc	+0.048%/°C
Temperature Coefficient of Pmax	-0.35%/°C
Nominal Operating Cell Temperature (NOCT)	45°C±2°C

Remark:Electrical data in this catalog do not refer to a single module and they are not part of the offer.They only serve for comparison among different module types.

## Maximum Ratings

Operating Temperature	-40°C~+85°C
Maximum System Voltage	1500VDC
Maximum Series Fuse Rating	30A

