

OBB  
Busbar-free  
Technology

# Big Eco Series

## 210 HJT Lead Free Solar Module


PRODUCT:

### N1266D

POWER RANGE:

# 695-720W

\*Recommend for C&I and Utility scale power station



**720W**

Max Power Output

**23.2%**

Max Panel Efficiency

**LEAD FREE**

Advanced  
Busbar-free Technology

**HJT**

210 Wafer



### Excellent Energy Efficiency

- No PID&LID
- Market leading weak light effect and temperature coefficient (-0.24%/°C)
- 210mm large size and Busbar-free technology provide higher efficiency (23.2%)



### High Customer Value

- Lower LCOE (Levelized Cost of Energy), reduced BOS (Balance of System) cost, expedited ROI period



### High Double-sided Rate 90%

- Additional power generation revenue>5%



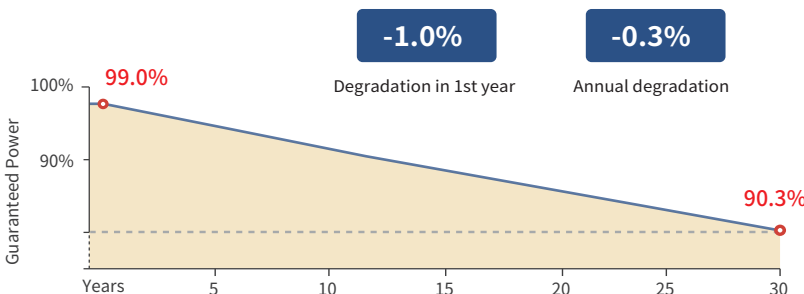
### The Sustainable Choice

- Fluorine-free and lead-free products;
- Thinner silicon wafer (100 μ m);
- Lower energy consumption (<400kg eq CO2/kWc)



### Highest Fire Rating

- Class A



**15**

15 years Product Warranty

**30**

30 years Power Warranty

### Certificates & Warranty

IEC61215 2016&IEC61730 2016



## Electrical data(STC)

Max. Power (W)	695	700	705	710	715	720
Max. Power Voltage Vmp (V)	42.61	42.79	42.97	43.15	43.33	43.51
Max. Power Current Imp (A)	16.32	16.36	16.41	16.46	16.51	16.55
Open Circuit Voltage Voc (V)	50.05	50.23	50.41	50.59	50.77	50.97
Short Circuit Current Isc (A)	17.38	17.43	17.47	17.52	17.57	17.62
Module Efficiency (%)	22.4	22.5	22.7	22.9	23.0	23.2

\*STC (Standard Test Condition): Irradiance 1000W/m<sup>2</sup>, Cell Temperature 25°C, Air Mass 1.5  
 \*Measurement Tolerance (±3.0%)

## Electrical data(NOCT)

Max. Power (W)	532	536	540	543	547	551
Max. Power Voltage Vmp (V)	40.83	41.01	41.19	41.30	41.48	41.68
Max. Power Current Imp (A)	13.03	13.07	13.11	13.15	13.19	13.22
Open Circuit Voltage Voc (V)	48.07	48.24	48.41	48.59	48.76	48.95
Short Circuit Current Isc (A)	14.02	14.06	14.09	14.13	14.17	14.22

\*NOCT: Irradiance at 800W/m<sup>2</sup>, Ambient Temperature 20°C, Wind Speed 1m/s

## Temperature Ratings

Power Tolerance (W)	0~+5
Temperature Coefficients of γPmp (%/°C)	-0.24
Temperature Coefficients of βVoc (%/°C)	-0.22
Temperature Coefficients of αIsc (%/°C)	+0.047
Max. Over-Current (A)	35
Bifacial Factor (%)	≥85
NOCT(Nominal Operating Cell Temperature)	43±2°C

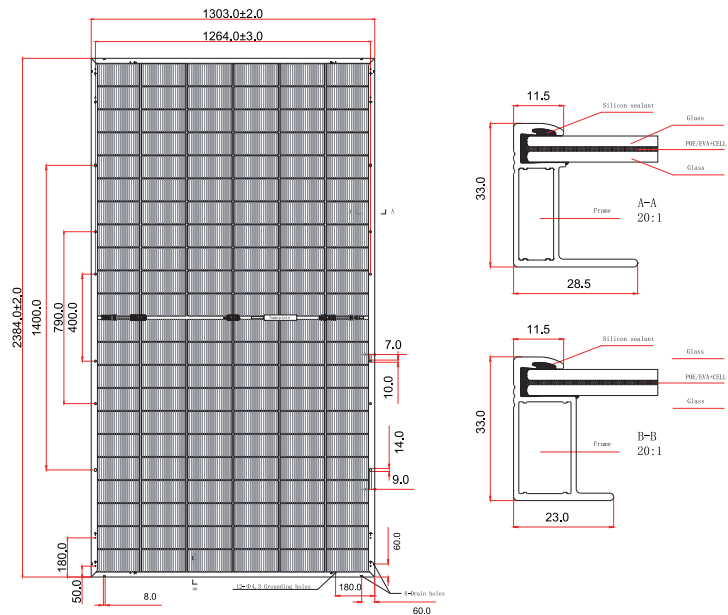
## Mechanical Parameters

Cell Type (mm)	HJT 210x105
NO. of Cells and Connections	132(6x22)
Dimensions(L*W*H) (mm)	2384x1303x33
Double AR Coated Glass (mm)	2.0+2.0
Cable Length (mm)	300,Length can be customized
Weight (kg)	39.0
NO. of Diodes	3
Container 40'HQ (pcs)	33/594

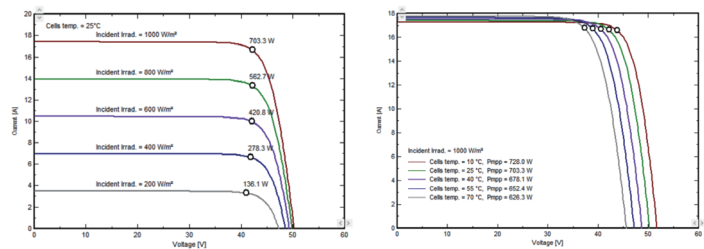
## Working Condition

Maximum System Voltage (V)	1500V DC
Operating Temp (°C)	-40~+85
Max. Wind Load (Pa)	2400
Max. Snow Load (Pa)	5400

## Dimensions of PV Module(mm)



## Characteristic Curves(700W)



[Public Platform] [Official Web]

Cannovation Low Carbon New Energy Technology Co. Ltd

No. 186, Innovation 2 Road, Xinbei District, Changzhou City, Jiangsu Province, China, 213000

Phone: (+86) 0519-89886767-6017 / Mail: sales@cando-solar.com

Notice: All data and specifications are preliminary and subject to change without notice.

www.cando-solar.com

Ver.202310EN