



AATMANIRBHAR
ENERGY FOR NATION



**365-400 Watt
72 Cell Module**

MONO PERC TECHNOLOGY

AATMANIRBHAR PV Modules are manufactured with the highest quality materials and features best in class quality & performance. Our Meticulous product design & stringent quality control ensures our modules deliver an exceptional high PV yield.

KEY FEATURES



LATEST MONO CRYSTALLINE PERC TECHNOLOGY HIGHER

conversion efficiency up to 20.15%. Lower thermal coefficient for better performance.



1500 V SYSTEM VOLTAGE

More modules per string. Lower POS cost & yields better LCOE & Overall project cost.



RELIABILITY

Triple EL Checking to ensure Defect free Module. 100% inline hi-port testing(HV, IR & Ground Tesing).



PID RESISTANCE

Excellent Anti PID Performance Guarantee Limited Power Degradation for Mass Production.




LOW LIGHT PERMOMANCE

Advanced Glass & Cell Surface texture design ensure accident permomance in low light environment



PREMIUM QUALITY

Built to the most stringent quality in the industry with in house testing facilities for Module and Raw materials.



HIGH STRENGTHENED DESIGN

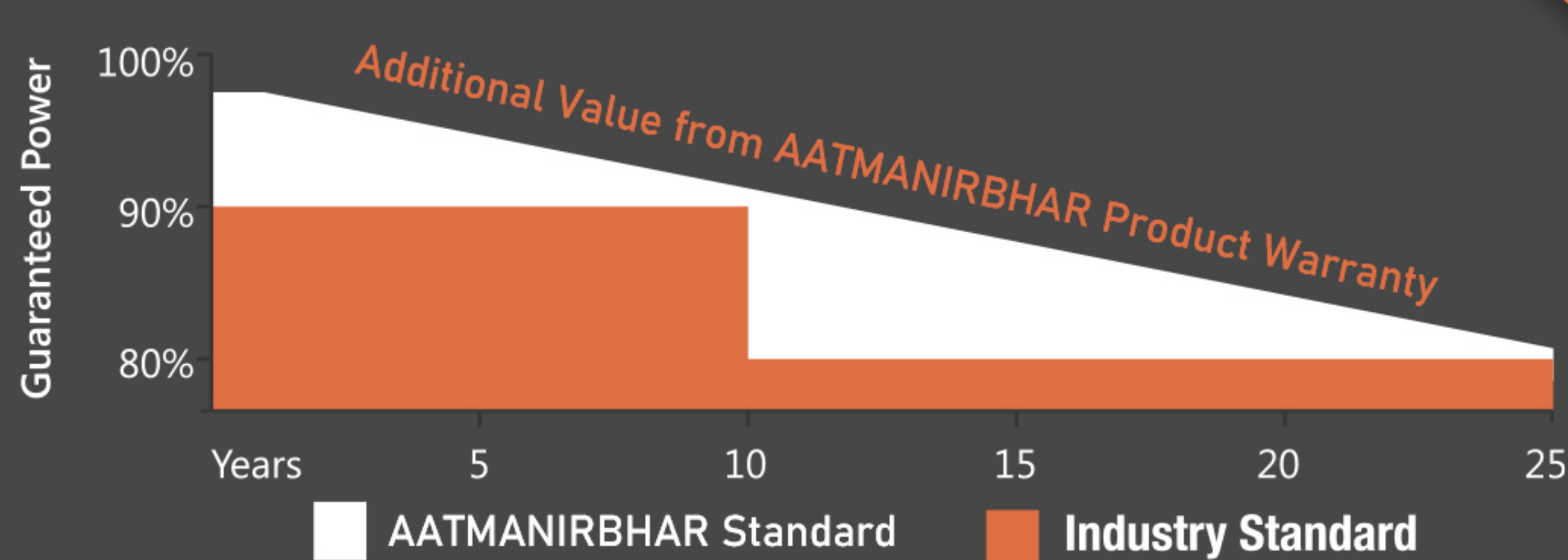
Can withstand maximum 5400 Pa snow load and 2400 Pa Wind load due to super strong frame design.

Excellent Module Efficiency
Upto 20.15%

Product Warranty 10 Years

Positive Power Tolerance
Upto 4.99W

25 Year Linear Warranty



Ideal For:



IS 13252



R- 72005940

BIS

IS14286: 2010/IEC61215 :2005,
IS/IEC 61730(PART1):2004 &
IS/IEC 61730(PART2):2004

Reg. Office :

204/5, Aatish Annexe , 2nd Floor, near Samarpan Flats,
behind IDBI bank, Gulbai Tekra, Ahmedabad- 380 006.

Factory Address :

Survey No: 192, At Dudhathal Village, Taluko- Kapadvanj,
Dist. Kheda, Pin 387 620, Gujarat, India.

ELECTRICAL PERFORMANCE

Electrical Parameters at Standard Test Conditions (STC)

Module Type	ASPL XXX MP72 (XXX= PMAX)							
Maximum Power Pmax (Wp)	365	370	375	380	385	390	395	400
Maximum Voltage Vmpp (V)	39.3	39.58	39.81	40.09	40.4	40.84	41.02	41.04
Maximum Current Impp (A)	9.29	9.35	9.42	9.45	9.53	9.55	9.63	9.75
Open-Circuit Voltage Voc (V)	46.47	46.6	46.96	47.01	47.26	47.56	47.82	49.43
Short-Circuit Current Isc (A)	9.83	9.89	9.95	10.09	10.15	10.19	10.26	10.61
Module Efficiency (%)	18.39	18.64	18.89	19.14	19.4	19.65	19.9	20.15

STC: 1000W/m² irradiance, 25°C module temperature, AM1.5g spectrum according to EN 60904-3.
Average relative efficiency reduction of 3.0% at 200W/m² according to EN 60904-1.

Electrical Parameters at Nominal Operating Cell Temperature (NOCT)

Maximum Power Pmax (Wp)	269.8	273.5	277.2	280.9	284.6	288.3	292	299
Maximum Voltage Vmpp (V)	36.47	36.73	36.94	37.2	37.49	37.90	38.07	38.20
Maximum Current Impp (A)	7.4	7.45	7.5	7.55	7.59	7.61	7.67	7.83
Open-Circuit Voltage Voc (V)	42.26	42.38	42.71	42.75	42.98	43.25	43.49	45.10
Short-Circuit Current Isc (A)	7.97	8.02	8.07	8.19	8.23	8.27	8.32	8.59

NOCT: open-circuit module operation temperature at 800W/m² irradiance, 20°C ambient temperature, 1 m/s wind speed.

THERMAL CHARACTERISTICS

Nominal Operating Cell Temperature	NOCT	°C	46 +/- 2
Temperature Coefficient of Voc	γ	%/°C	-0.38
Temperature Coefficient of Isc	β	%/°C	+0.07
Temperature Coefficient of Pma	α	%/°C	-0.36

OPERATING CONDITIONS

Maximum System Voltage	1500Vdc
Maximum Series Fuse Rating	15A
Limiting Reverse Current Rating	20A
Operating Temperature Range (°C)	-40°C to 85°C
Maximum Static Load, Front	5400 Pa (113 Psf)
Maximum Static Load, Back (e.g., wind)	2400Pa
Max. Hailstone Impact (diameter / velocity)	25mm / 23m/s

MECHANICAL DATA

Cell Type	Mono PERC Crystalline 6.25 Inch
Cell Arrangement	72 (6 X 12)
Dimensions (L / W / H)	78.18in (1986mm) / 39.40in (1001mm) / 1.37in (35mm)
Weight	21.5kg (56.2 lb)
Superstrate (Glass)	3.2 MM -High transmission Low-Iron Tempered Glass AR Coated
Frame Material	Silver Anodized Alluminum Frame With Twin Wall Profile
Cell Encapsulant	EVA (Ethylene vinyl acetate) - FC/UFC
Back Sheet	Composite Film - White (Black and Transparent Optional)**
Junction Box	IP 68
Cable	1.2 Mtr
Connectors	MC4 Comparable
By- Pass Diodes	3 Pcs

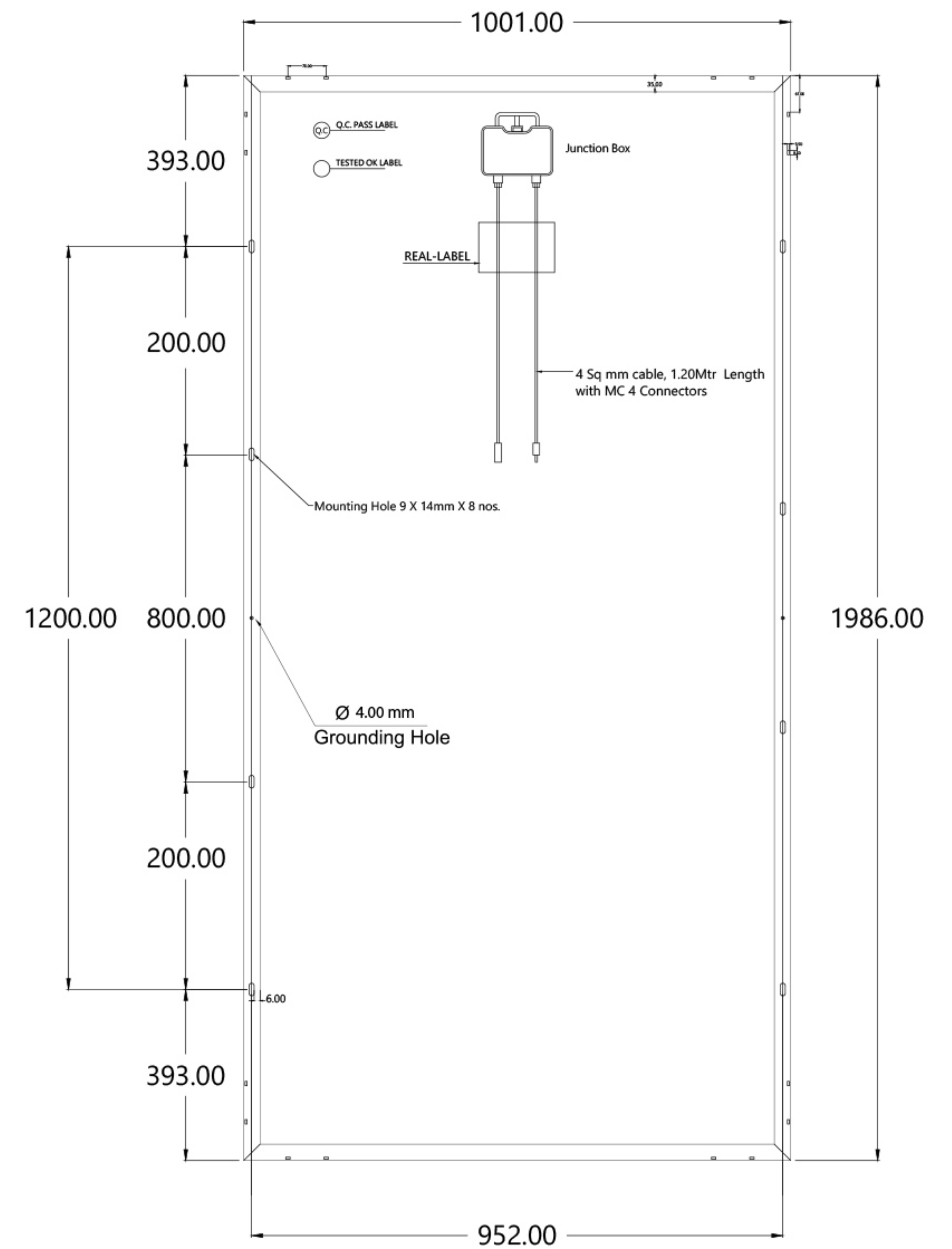
NOTE :

- Due to constant product modifications, AATMANIRBHAR reserves the right to amend the above specifications without prior notice. The Electrical data given here is for reference purpose only
- For handling & installation instructions, refer AATMANIRBHAR Installation Manual.
- Please read AATMANIRBHAR warranty documents thoroughly.
- Please confirm your exact requirements with sales representative while placing your order.

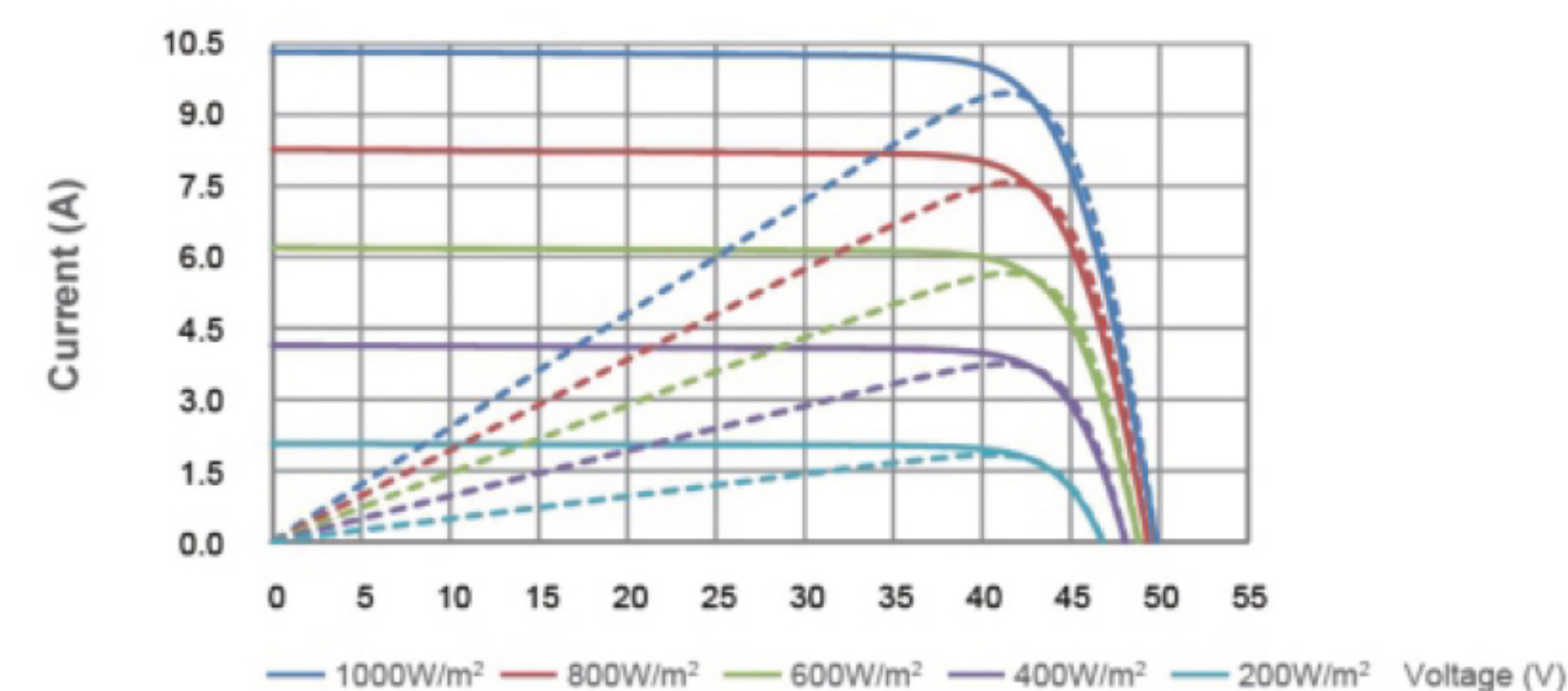
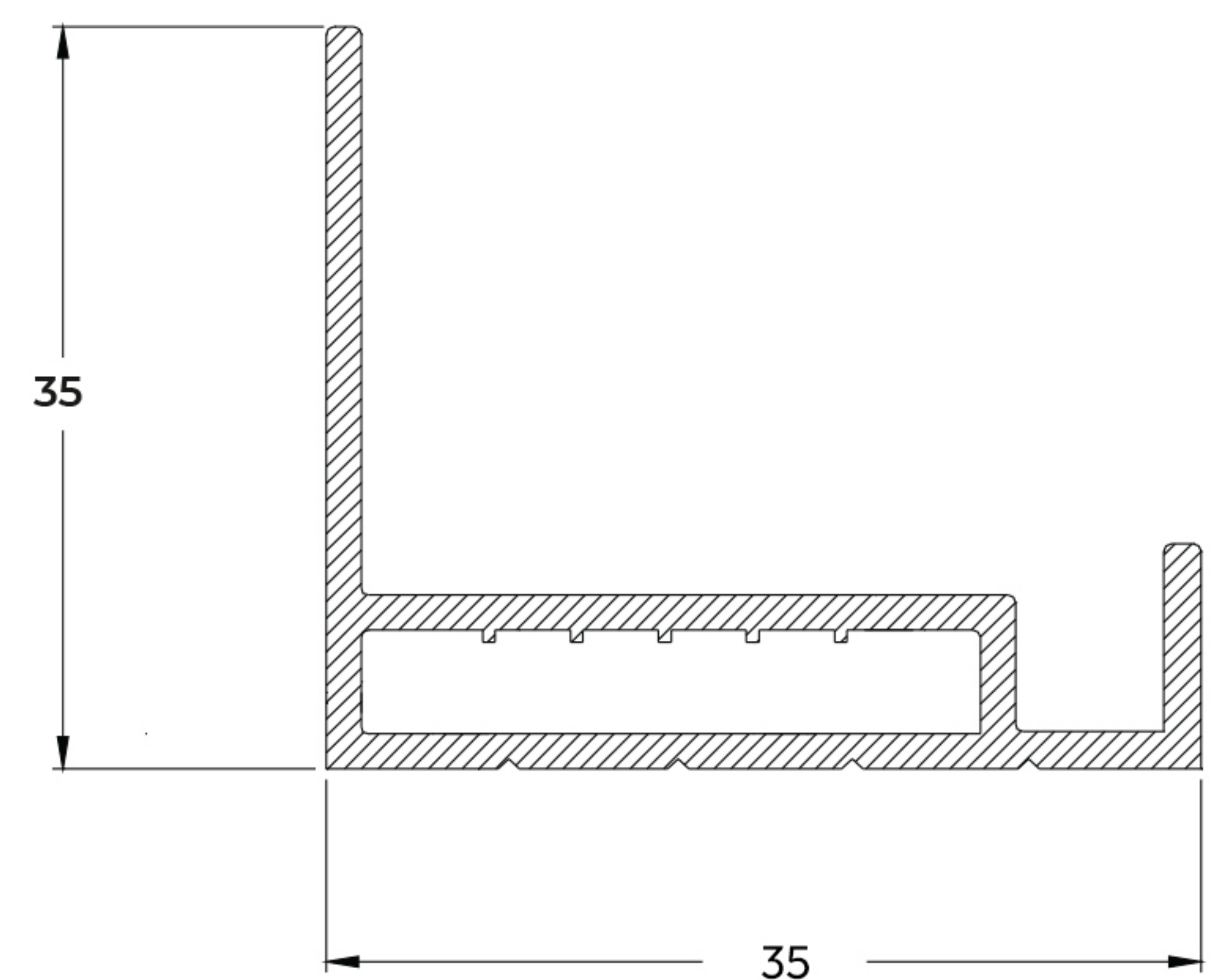
** Black and Transparent back sheet and black frame module without IEC certification

PACKAGING SPECIFICATIONS

Number of modules per pallet	30 Nos
Pallet dimensions (L / W / H)	78in (2000mm)/ 43in(1100mm) /45in(1140mm)
Weight Per Pallet	1477lb (670kg)
Module Weight	21.5



• ALL DIMENSION IN MM • TOLERANCE ±2MM



+91 98255 56688

Sales@aatmanirbharsolar.com

www.aatmanirbharsolar.com