










YUKON Series

Black Diamond
Half-Cell Bifacial Module

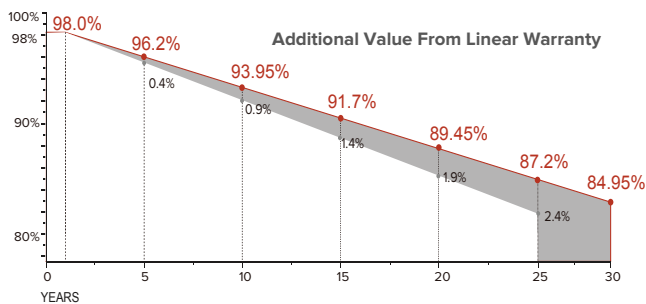
400-415Wp | **21.25%**
Module Power Output | Max Efficiency



Key Features

-  High module conversion efficiency
-  Better temperature coefficient
-  Super multi busbar technology
-  Low attenuation long warranty
-  Superior load capacity
-  Higher bifacially
-  USA based liability insurance
-  Houston, Texas based company

Warranty



30 <Years> Guarantee on product material and workmanship

30 <Years> Linear power output warranty

Product Certification

IEC61215:2016; IEC 61730:2016; UL61730

IEC62804 PID

IEC61701 Salt Mist

IEC62716 Ammonia Resistance

IEC60068 Dust and Sand

IEC61215 Hailstone

Fire Type (UL61730):Type29

ISO14001:2015; ISO9001:2015; ISO45001:2018



About SEG Solar

SEG Solar is a leading manufacturer of high-performance solar panels for residential, commercial, and utility applications. The company, headquartered in Houston, Texas, is committed to providing cost-effective and reliable solar solutions that help customers reduce their energy costs and carbon footprint.



Download Datasheet

Electrical Characteristics

Module Type	SEG-400-BMD-BG			SEG-405-BMD-BG			SEG-410-BMD-BG			SEG-415-BMD-BG		
	Front STC	Front NOCT	Back STC	Front STC	Front NOCT	Back STC	Front STC	Front NOCT	Back STC	Front STC	Front NOCT	Back STC
Maximum Power -Pmp(Wp)*	400	301	280	405	304	284	410	308	287	415	311	291
Open Circuit Voltage -Voc(V)	37.12	34.64	37.10	37.22	34.73	37.20	37.32	34.81	37.30	37.42	34.90	37.40
Short Circuit Current -Isc(A)	13.60	10.99	9.59	13.70	11.07	9.66	13.80	11.15	9.73	13.90	11.23	9.80
Maximum Power Voltage -Vmp(V)	30.81	28.82	30.80	30.93	28.91	30.98	31.05	29.05	31.03	31.17	29.19	31.17
Maximum Power Current -Imp(A)	12.99	10.44	9.10	13.10	10.51	9.17	13.21	10.59	9.25	13.32	10.66	9.34
Module Efficiency(%)	20.48			20.74			21.00			21.25		
Power Tolerance(W)	(0, +4.99)											
Maximum System Voltage	1500V DC											
Maximum Series Fuse Rating	30 A											
Bifaciality	70%±10%											

STC: Irradiance 1000 W/m² module temperature 25°C AM=1.5

NOCT: Irradiance 800W/m² ambient temperature 20°C module temperature 45°C wind speed: 1m/s

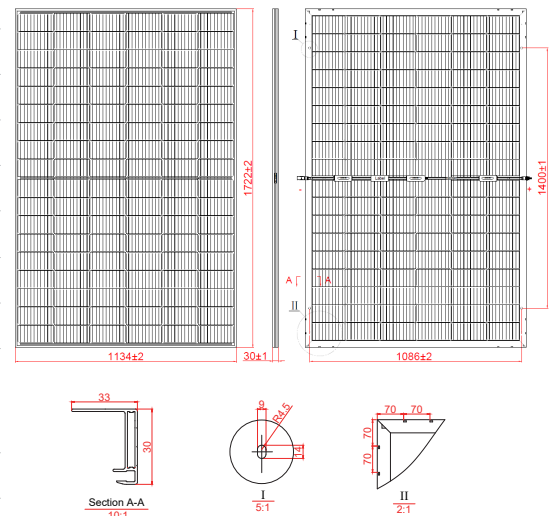
*Measuring tolerance: ±3%

Mechanical Specifications

External Dimension	1722 x 1134 x 30 mm
Weight	20.5 kg
Solar Cells	PERC Mono 182 x 91mm(108 pcs)
Front Glass	1.6 mm AR coating semi-tempered glass
Back Glass	1.6 mm Semi-tempered glass
Frame	Black anodized aluminium alloy
Junction Box	IP68 / 3 diodes
Connector Type	PV-CO02-xy / MC4
Cable Type	12 AWG PV Wire (UL)
Cable Length	Portrait: 400 mm(+) / 200 mm(-) Landscape: 1200 mm(+) / 1200 mm(-) or customized length
Mechanical Load(Front)	5400 Pa / 113 psf*
Mechanical Load(Rear)	2400 Pa / 50 psf*

*Refer to SEG installation Manual for details

Technical Drawing



*Refer to SEG installation Manual for details

Packing Configuration

Container	20'GP	40'HQ
Pieces per Pallet	36	36
Pallets per Container	6	24
Pieces per Container	216	864

Temperature Characteristics

Pmax Temperature Coefficient	-0.35 %/°C
Voc Temperature Coefficient	-0.27 %/°C
Isc Temperature Coefficient	+0.05 %/°C
Operating Temperature	-40~+85 °C
Nominal Operating Cell Temperature (NOCT)	45±2 °C

I-V Curve

