


BIFACIAL MODULE WITH DUAL GLASS

RS8-595~605MBG-E1



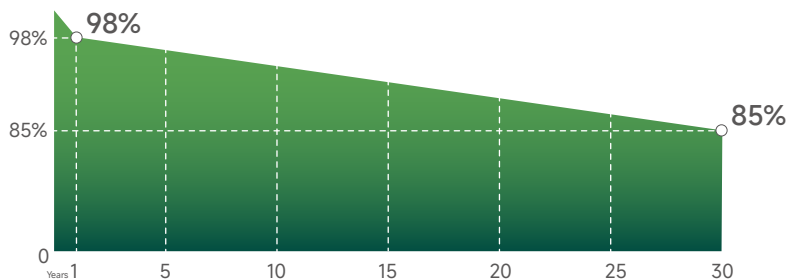
P-Type /Positive power tolerance of 0~+3%/Max module efficiency 21.38%

- Suitable for ground power plants and distributed projects
- Advanced module technology delivers superior module efficiency
 - Gallium-doped Wafer · Non destructive cutting · MBB half-cut
- Excellent power generation performance
 - Excellent IAM and low irradiation performance · Lower temperature coefficient
 - 0.45% linear Power decline
- High module quality ensures long-term reliability
 - Strict selected material · Advanced technology · Leading standard
- Ultra-hydrophilic self-cleaning coating techniques
- Enhanced Mechanical Load
 - Mechanical performance up to 5400pa positive load and 2400pa negative load



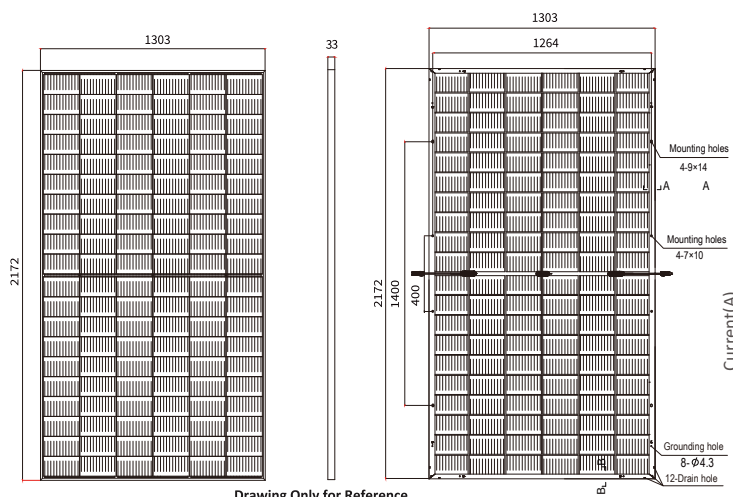
Complete System and IEC Product Certification

IEC 61215(2016), IEC 61730(2016) ISO9001:
2015:Quality Management System ISO14001:
2015:Environment Management System
ISO45001:2018:Occupational Health
and Safety Management System



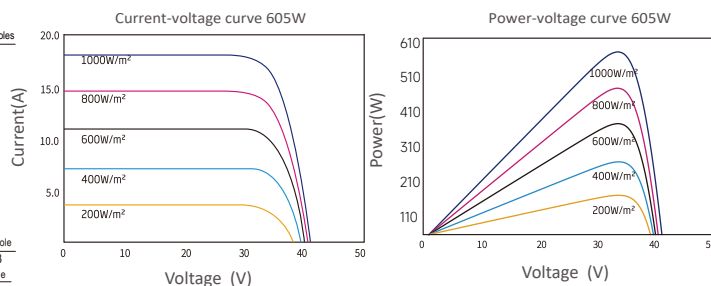
30-Year excess linear power output warranty





RS8-595~605MBG-E1

BIFACIAL MODULE WITH DUAL GLASS



Electrical Characteristics STC	RS8-595MBG-E1	RS8-600MBG-E1	RS8-605MBG-E1
Maximum Power (Pmax)	595W	600W	605W
Power Tolerance	0~+5W	0~+5W	0~+5W
Module Efficiency	21.02%	21.20%	21.38%
Maximum Power Current (Imp)	17.30A	17.34A	17.39A
Maximum Power Voltage (Vmp)	34.40V	34.60V	34.80V
Short Circuit Current (Isc)	18.36A	18.42A	18.49A
Open Circuit Voltage (Voc)	41.50V	41.70V	41.90V

Values at Standard Test Conditions STC (AM1.5, Irradiance 1000W/m², Cell Temperature 25°C)

Electrical Characteristics NOCT	RS8-595MBG-E1	RS8-600MBG-E1	RS8-605MBG-E1
Maximum Power (Pmax)	451W	454W	458W
Maximum Power Current (Imp)	14.06A	14.10A	14.14A
Maximum Power Voltage (Vmp)	32.00V	32.20V	32.40V
Short Circuit Current (Isc)	14.80A	14.84A	14.88A
Open Circuit Voltage (Voc)	39.10V	39.30V	39.50V

NOCT, Irradiance of 800W/m²AM1.5, Ambient Temperature 20 °C, wind Speed 1m/s.

Electrical Characteristics with 10% rear side power gain	RS8-595MBG-E1	RS8-600MBG-E1	RS8-605MBG-E1
Maximum Power (Pmax)	655W	660W	666W
Maximum Power Current (Imp)	19.03A	19.07A	19.13A
Maximum Power Voltage (Vmp)	34.40V	34.60V	34.80V
Short Circuit Current (Isc)	20.20A	20.26A	20.34A
Open Circuit Voltage (Voc)	41.50V	41.70V	41.90V

Mechanical Characteristics

Cell Type	Mono P-Type,132(6×22) Half-Cut cells
Glass	2mm+2mm,High Transmission,Low Iron,Semi-tempered glass
Frame	Anodized Aluminum Alloy
Junction Box	IP68 Rated
Dimension	2172x1303x33mm
Output Cable	4mm2(EU),300mm,length can be customized
Weight	35.3kg
Connector	MC4 Compatible

Packing Information

Container	40' HQ
Pallets per Container	18
Pieces per Container	594

Characteristics

Temperature Coefficient of Voc	-0.27%/°C
Temperature Coefficient of Isc	+0.04%/°C
Temperature Coefficient of Pmax	-0.35%/°C
Nominal Operating Cell Temperature(NOCT)	43±2°C
Fire Performance	IEC Class C

Remark:Electrical data in this catalog do not refer to a single module and they are not part of the offer.They only serve for comparison among different module types.

Maximum Ratings

Operatinh Temperature	-40°C~+85°C
Maximum System Voltage	1500VDC
Maximum Series Fuse Rating	35A

