

「 210mm mono PERC half-cell, high-efficiency bifacial module 」

650-670W 0-5W Positive Tolerance



MBB&SMBB Half-cut Cell Technology

New circuit design, lower internal current, and lower Rs loss.



High Power Density

A new generation of monocrystalline products with reduced resistive losses for greater power output.



Mechanical Properties

An aluminum frame in special design for better mechanical properties and more efficient installation.



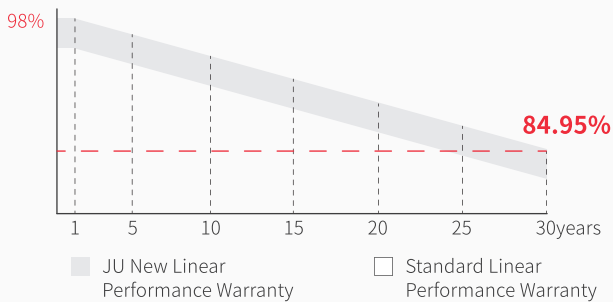
Excellent Weather Resistance

The solar modules can meet the IEC standard requirements with strong resistant to risks such as salt spray, ammonia gas, dust, snail marks and electric potential induced attenuation.



4 Times 100% EL Detection

Guarantee no micro cracks




12years Material & process Warranty

30years Linear Performance Warranty

0.45% Linear Power Degradation

PRODUCT QUALITY SYSTEM & CERTIFICATION



ELECTRICAL PROPERTIES

JU-210M-66HBG 132PCS

STC : irradiance, 1000W/m²; cell temperature, 25°C; spectral range, AM1.5

NOCT: irradiance, 800 W/m²; ambient temperature, 20 °C; spectral range, AM1.5; wind speed, 1m/s

	STC	NOCT	STC	NOCT	STC	NOCT	STC	NOCT	STC	NOCT
Maximum power - P _{mp} (W)	650	490	655	494	660	498	665	502	670	506
Open-circuit voltage - V _{oc} (V)	45.27	42.55	45.48	42.75	45.64	42.92	45.87	43.12	46.05	43.29
Short-circuit current - I _{sc} (A)	18.58	14.96	18.63	15.01	18.66	15.03	18.71	15.06	18.75	15.10
Maximum operating voltage - V _{mp} (V)	37.24	34.63	37.42	34.82	37.63	35.01	37.81	35.18	38.02	35.36
Maximum operating current - I _{mp} (A)	17.46	14.15	17.51	14.19	17.54	14.23	17.59	14.27	17.63	14.32
Module conversion efficiency - η _m	20.92%		21.09%		21.25%		21.41%		21.57%	

ELECTRICAL PROPERTIES VERSUS POWER GAINS FROM THE REAR (TAKING A IRRADIANCE OF 10%)

Maximum power - P _{mp} (W)	696	701	706	712	717
Open-circuit voltage - V _{oc} (V)	45.27	45.48	45.64	45.87	46.05
Short-circuit current - I _{sc} (A)	19.88	19.93	19.97	20.02	20.06
Maximum operating voltage - V _{mp} (V)	37.24	37.42	37.64	37.81	38.02
Maximum operating current - I _{mp} (A)	18.68	18.74	18.77	18.82	18.86
Irradiance ratio (Rear / Front)			10%		
Bifaciality			70±5%		

ABSOLUTE RATING

Power tolerance (W)	(0, +5)
Mechanical load	Front5400Pa/Back2400Pa
Maximum system voltage (V)	1500
Maximum series fuse rating (A)	30
Operating temperature	-40~+85°C

MECHANICAL PROPERTIES

Module dimensions(L*W*H)	2384 x 1303 x 35mm
Weight	38.5kg
Cell quantity	132PCS
Cell model	PERC Monocrystalline210 x 105mm
Glass	2.0mm AR, High Transmission, semi-tempered glass
Frame	Anodized aluminium alloy
Junction box	IP68 Rated
Output line	4.0mm ² , wire length 300mm
Connector	MC4 Compatible

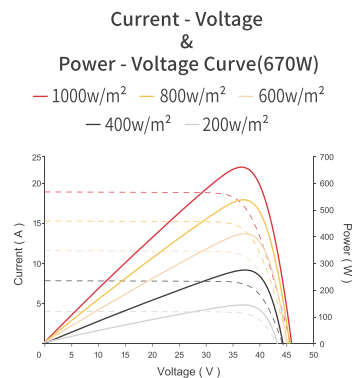
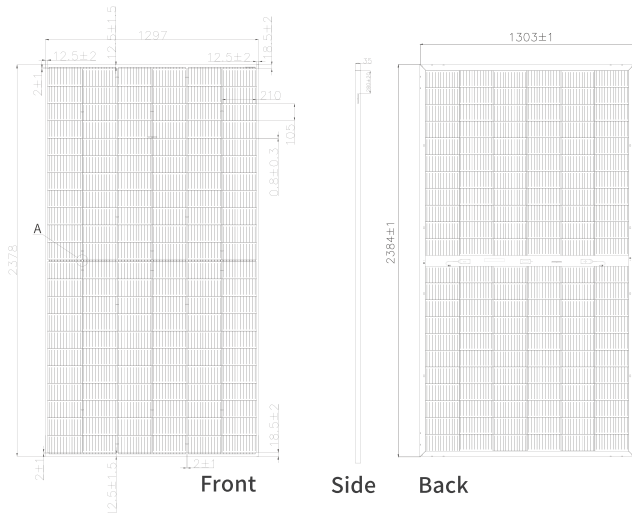
TEMPERATURE CHARACTERISTIC

Temperature coefficient (P _{max})	-0.34% / °C
Temperature coefficient (V _{oc})	-0.25% / °C
Temperature coefficient (I _{sc})	+0.04% / °C
NMOT	43±2°C

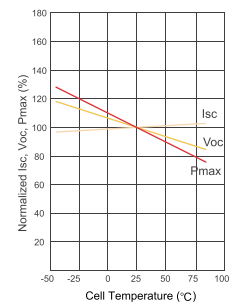
PACKAGING

Container	40HQ
PCS / Pallet	31
PCS / Container	558

PRODUCT ASSEMBLY DRAWING(mm)



Cell Temperature Curve of I_{sc}, V_{oc}, P_{max}



20GW ODM|OEM Solar Customization

www.jinenusolar.com

jinyou@jinenusolar.com

0086-400-888-3165



Zibo JinenU Solar Technology Co., LTD
3005, Silk Road, Zhoucun District, Zibo,
Shandong, China

Taizhou JinenU New Energy Co., LTD
568, Taizhou Road, Jiangyan District, Taizhou,
Jiangsu, China

Tai'an JinenU Solar Co., LTD
58 Zhongtianmen Street, High-tech Zone, Tai'an,
Shandong, China