



TOPCon

565-585W

M10 / 182mm Cell - 144 Half-cells

KEY FEATURES



Outstanding Power Generation




Anti PID/ Low LID protection



Lower temperature coefficient



Less Hot Spot Shading effects



**22.64%**  
Maximum Efficiency

**0~+5W**  
Positive Power Tolerance

**585W**  
Maximum Power Output

**GRADE A**  
Cells Guaranteed

COMPREHENSIVE CERTIFICATES

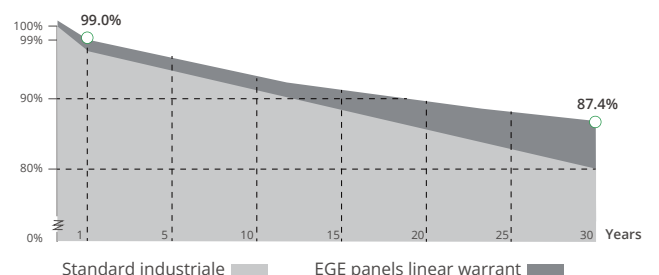
IEC 61215/ IEC 61730 / IEC 61701 / IEC 62716  
ISO 9001 : Quality Management Systems



LINEAR PERFORMANCE WARRANTY

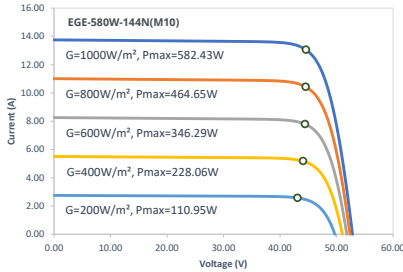
15 Year Product Warranty

30 Year Linear Power Warranty

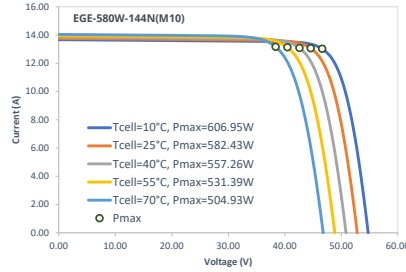


## Characteristics

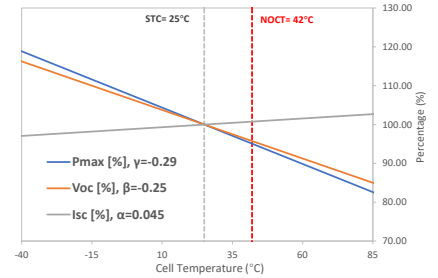
IV-Curves Irradiance



IV-Curves Temperature



Temperature Dependence of Isc, Voc, Pmax



## Electrical Characteristics (STC: E=1000W/m² - Tcell=25°C - AM1.5 NOCT: E=800W/m² - T=20°C - v=1m/s)

Module Type	EGE-565W-144N(M10)		EGE-570W-144N(M10)		EGE-575W-144N(M10)		EGE-580W-144N(M10)		EGE-585W-144N(M10)	
	STC	NOCT	STC	NOCT	STC	NOCT	STC	NOCT	STC	NOCT
Power output (Pmax)	565 W	428 W	570 W	432 W	575 W	436 W	580 W	440 W	585 W	444 W
Maximum power voltage (Vmp)	43.78 V	40.0 V	44.06 V	40.2 V	44.28 V	40.4 V	44.57 V	40.6 V	44.78 V	40.8 V
Maximum power current (Imp)	12.93 A	10.70 A	12.95 A	10.74 A	12.99 A	10.79 A	13.07 A	10.84 A	13.11 A	10.89 A
Open circuit voltage (Voc)	50.18 V	48.6 V	50.33 V	48.7 V	50.62 V	48.9 V	51.05 V	49.1 V	51.26 V	49.3 V
Short circuit current (Isc)	13.69 A	11.33 A	13.73 A	11.38 A	13.75 A	11.42 A	13.76 A	11.46 A	13.79 A	11.5 A
Power tolerance	0~+5 W									
Module efficiency	21.86 %		22.06 %		22.25 %		22.44 %		22.64 %	

## Mechanical Characteristics

Cell type	Monocrystalline (182x91 mm)
Number of cells	144 (6x24)
Dimensions	2279x1134x30mm
Weight	28.9 kg
Glass	3.2mm, tempered glass, AR coated
Frame	Anodized aluminium alloy
Junction box	IP68 rated, 3 bypass diodes
Cable	4.0 mm², 300 mm (+)/ 300 mm (-): Length can be customized
Connector	MC4, MC4-EVO2 compatible

## Operating Condition

Operating temperature range	-40°C~+85°C
Max system voltage (IEC)	1500 VDC
Max series fuse rating	30 A
Max front load (e.g.: snow)	5400 Pa
Max back load (e.g.: wind)	2400 Pa

## Packaging (Dimensions of pallet: 2308\*1125\*1259mm)

Type	Quantity	Weight
Per Pallet	36 pcs	1074.4 kg
40ft HQ Container	720 pcs	21.49 t

## Engineering Drawings

