

25.6V 105Ah Wall Mounted LiFePO4 Battery

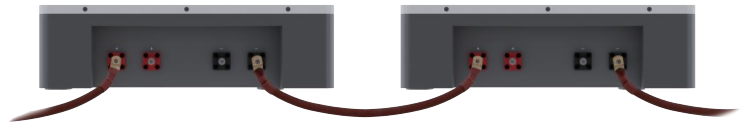



SALVARE MINI 25.6V 105Ah

1. Concise and high-end appearance design
2. Support 1C charge & discharge current
3. Support in parallel or in series connection (Max 2s2p)
4. Built in Over temperature, over voltage, over current, short circuit protection

Parallel connection to increase the capacity to 210Ah

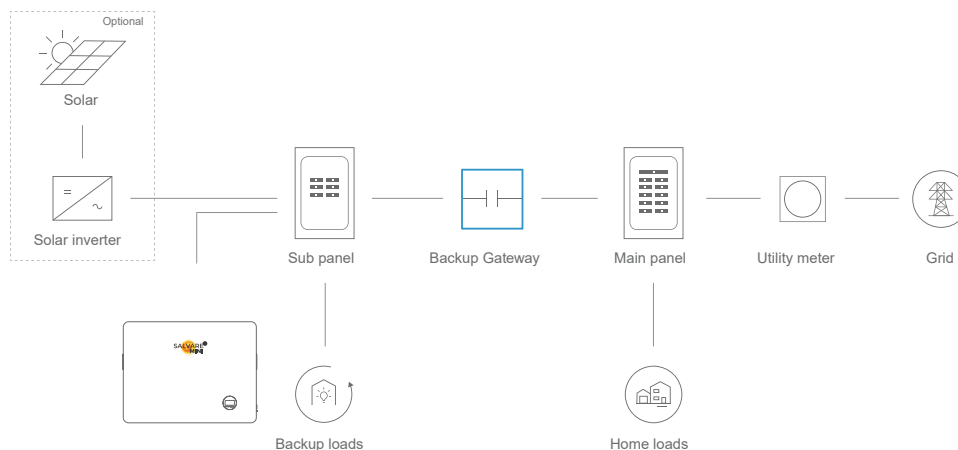
Series connection to increase the voltage to 48V



25.6V 105Ah Wall Mounted LiFePO4 Battery



PARTIAL HOME BACKUP



Parameters

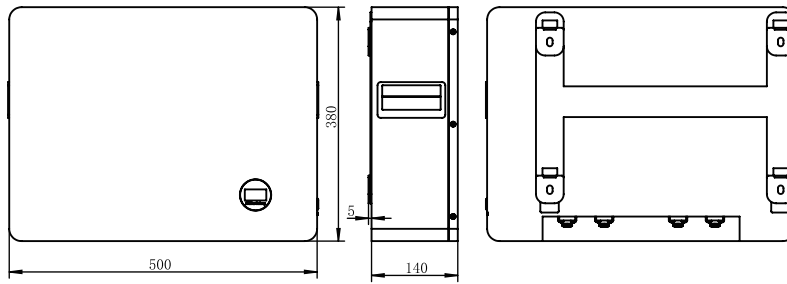
Product Model	Salvare Mini
Nominal Energy	2.68KWH
Nominal Voltage	25.6V
Nominal Capacity	105Ah
Cell Type	LFP
Bulk Charge Voltage	28.5V
Max Discharge Current	100A
Floating Charging Voltage	26.4V
Discharge Cut-Off Voltage	24V
Parallels Function	Max Support 2S2P
Communication Interface	No
Cycle Life *	4000+ Cycles (80%DOD)
Charge temperature range	0~65°C
Discharge temperature range	-20~65°C
Certification	MSDS / UN38.3
Dimensions	500*380*140mm
Weight	25.5Kg
Installation method	Wall Mounted
Warranty	3 Years

*Test Condition: 80% DOD, 0.2C charge & discharge @25°C

25.6V 105Ah Wall Mounted LiFePO4 Battery

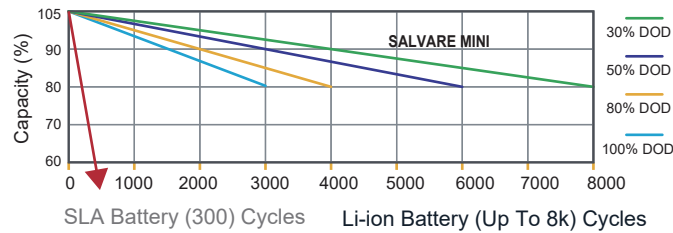


Drawing

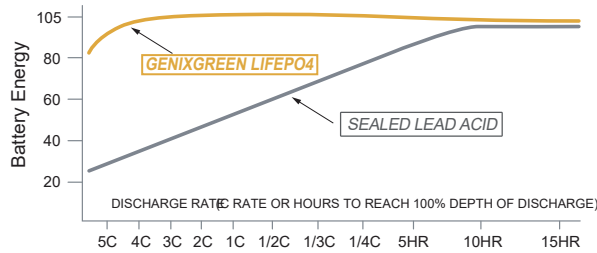


CURVES

Cycle Life @ 1C - LiFePO4 VS. SLA



Energy Capacity VS. Discharge Rate



Charge / Discharge Curve SOC%

