



## M210-18BB Data Sheet



MADE  
IN  
PHILIPPINES



High conversion efficiency with high reliability



No light-induced degradation



Uniform cell performance with stable process control



Both sides can generate electricity



Low mismatch of cell performance during encapsulation



Excellent power generation performance under low irradiation



Low hot spot effect

# TIDE SOLAR

## TECHNICAL CHARACTERISTICS


Dimension	210mm*210mm±0.25mm	TkVoltage:-0.26%/K
Thickness	170±20um	TkCurrent:+0.046%/K
Front	18*0.04±0.03mm main bus bar (silver), 120±14 auxiliary bus bar, blue (dark Blue) anti-reflective film (silicon nitride)	TkPower:-0.32%/K
Back(+)	18*0.04±0.03mm main bus bar (silver), 138±14 auxiliary bus bar, blue (dark Blue) anti-reflective film (silicon nitride)	Rsh 35 , Irev2 1A

## LIGHT INTENSITY AND RELIABILITY

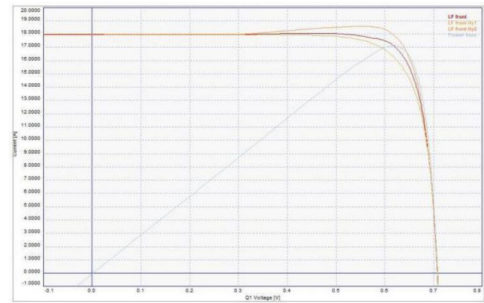
Intensity(W/m <sup>2</sup> )	Uoc	Isc
1000	1.000	1.000
900	0.996	0.903
800	0.991	0.803
600	0.988	0.602
400	0.962	0.403

The UOC(ISC) tested by 1000W/m<sup>2</sup> is the standard, and the ISC (ISC) decreases with the strong decrease in light.

## PRINTING GRAPHICS



## IV CURVE



## WELDABILITY

Minimum peeling intensity  $\geq 1.0\text{N/mm}$

Results may vary depending on the welding ribbon, welding methods and conditions.

## FRONT SIDE ELECTRICAL PERFORMANCE

Eff(%)	P <sub>mpp</sub> (W)	FF(%)	I <sub>mpp</sub> (A)	U <sub>mpp</sub> (V)	ISC(A)	Uoc(V)
23.3	10.27	82.01	16.928	0.608	17.795	0.704
23.4	10.32	82.08	16.944	0.609	17.832	0.705
23.5	10.36	82.15	17.032	0.610	17.867	0.706
23.6	10.41	82.30	17.053	0.612	17.885	0.707
23.7	10.45	82.40	17.085	0.614	17.914	0.708
23.8	10.49	82.60	17.110	0.615	17.920	0.709
23.9	10.54	82.48	17.131	0.616	17.996	0.710
24.0	10.58	82.55	17.195	0.617	18.032	0.711
24.1	10.63	82.48	17.217	0.619	18.096	0.712
24.2	10.67	82.68	17.264	0.619	18.101	0.713
24.3	10.72	82.74	17.313	0.621	18.113	0.715
24.4	10.76	82.82	17.343	0.623	18.119	0.717

STC:1000W/m<sup>2</sup>,AM1.5,25°C