




Exiom Solution diseña, fabrica y distribuye la más alta calidad en Energía Solar.

La alta eficiencia de nuestras células solares nos permite producir diferentes tipos de paneles para a su vez dar la mayor eficiencia posible a sus instalaciones.

Exiom Solution designs, manufactures and delivers high-performance solar electric technology worldwide.

Our high-efficiency solar cell let us manufacture the different kinds of panels to get the most efficient in your installations.



1 **Bloomberg**
TIER NEW ENERGY FINANCE

DATOS MECÁNICOS MECHANICAL SPECIFICATIONS

Dimensiones | Dimensions: 1956*992mm

Max. Voltaje | Max. system Voltage (V): 1000/1500

Peso | Weight: 22.5 kg

No máximo. de series | Max. Series Fuse Rating (A): 15

Cable: 4 mm²

Carga mecánica | Mechanical load: \geq 5400Pa


Cristal | Glass: High transmission glass 3.2 mm


Aplicación clase | Application class: A

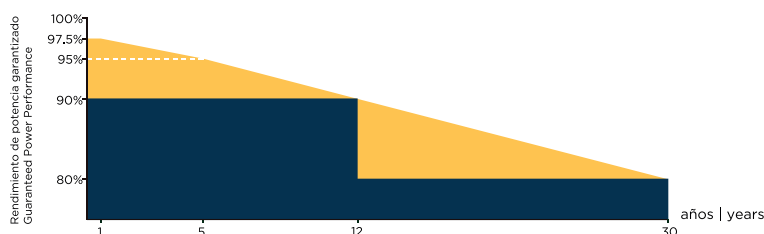
Caja de conexiones | Junction box: 6 Bypass-Diode

Temp. funcionamiento | Operating temperature: -40-+85

GARANTÍA DE RENDIMIENTO LINEAL LINEAR PERFORMANCE WARRANTY

 Garantía de rendimiento lineal
Lineal performance warranty

 Garantía de rendimiento estandar
Standard performance warranty



CERTIFIED
IEC
61730 Ed.1

CERTIFIED
IEC
61215 Ed.2



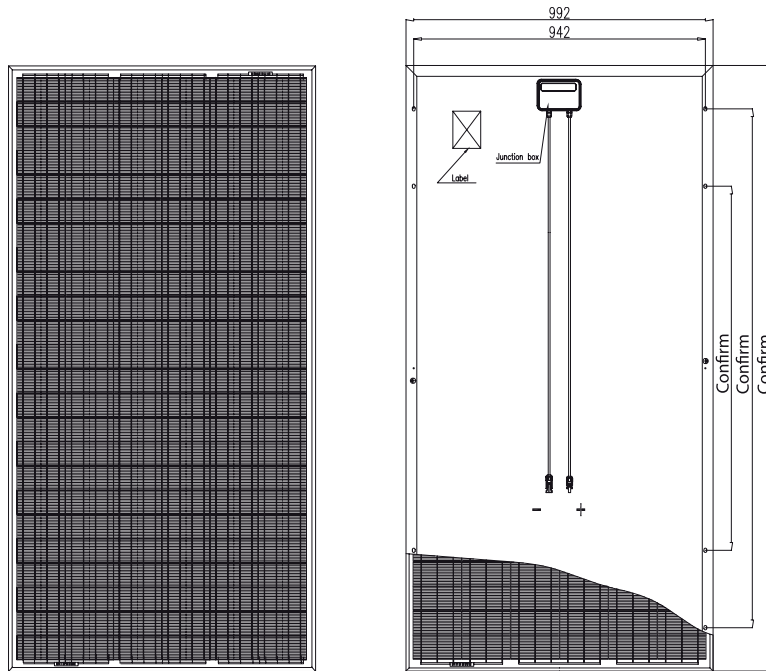
Anti-PID
System voltage durability
PPP 56042



Especificaciones sujetas a cambios técnicos y pruebas.
Exiom Solution se reserva el derecho de la correcta interpretación final.
Specifications subject to technical changes and tests. Exiom Solution reserves the right of final interpretation.

HEAD OFFICE: C/ SAN FRANCISCO, 5 - 5. 33003. OVIEDO
PHONE: +34 984 033 709 WWW.EXIOMSOLUTION.COM

EX325-345P(B)-72



TIPO TYPE	EX325P-72	EX330P-72	EX335P-72	EX340P-72	EX345P-72
STC 1000 W/M2. Module Temperature 25°C A.M.1,5					
Potencia de salida Power output	325	330	335	340	345
Max. potencia tolerada Max. power tolerance (%)			(0,+5)		
Eficiencia módulo Module efficiency (%)	16.7	17.0	17.2	17.5	17.8
Voltage Máximo voltage, VMP (V)	37.2	37.4	37.6	37.8	37.9
Intensidad máxima actual Current, IMP (A)	8.73	8.83	8.91	8.99	9.10
Voltaje circ. abierto Voltage open circuit, VOC (V)	45.6	45.8	46.0	46.2	46.7
Intensidad de cortocircuito Short circuit current, ISC (A)	9.19	9.28	9.35	9.42	9.52
NOCT 800W/M2 Environment. Temperature 20°C A.M. 1,5					
Potencia de salida Power output	241	245	249	252	255
Voltage Máximo voltage, VMP (V)	34.4	34.6	34.8	35.0	35.1
Intensidad máxima actual Current, IMP (A)	7.00	7.08	7.14	7.21	7.27
Voltaje circ. abierto Voltage open circuit, VOC (V)	42.2	42.4	42.6	42.8	43.0
Intensidad de cortocircuito Short circuit current, ISC (A)	7.42	7.49	7.55	7.60	7.68
COEFICIENTES DE TEMPERATURA TEMPERATURE COEFFICIENTS					
Coeficiente de temp. Temp. Coefficient (PMAX)			-0.40%/°C		
Coeficiente de temp. Temp. Coefficient (ISC)			0.060%/°C		
Coeficiente de temp. Temp. Coefficient (VOC)			-0.30%/°C		
NOCT			45±2°C		

I-V CURVAS CURVES

Temperatura celdas | Cells temperature: 25°C. Current-Voltage & power Voltage Curve (325)

