

Anti-glare Glass Half-cell Module

TMX 410 MH8 –108A

390 - 410 Wp

108 HALF-CUT PERC

TRIMAX Solar HALF-CUT PERC modules are extremely efficient and guarantee maximum reliability for high and long-term yields.

HIGHLY EFFICIENT DESIGN

TRIMAX Solar HALF-CUT PERC modules are designed to maximize module efficiency. The low-loss, original Stäubli MC4-Evo2 connectors ensure maximum performance. Anti-glare glass can ensure light transmittance, increase reflection spot area, and reduce reflection brightness.

COMPREHENSIVELY TESTED AND CERTIFIED

TRIMAX Solar produces high-quality and reliable photovoltaic modules according to international standards (ISO 9001: 2015, ISO 14001: 2015, ISO 45001: 2018). TRIMAX Solar HALF-CUT PERC modules are certified to IEC 61215 and IEC 61730 and have also undergone salt spray and ammonia corrosion testing. The 100% PID-free solar cells reliably provide stable yields throughout the warranty period and beyond.

25 YEARS
84.8% linear
performance
guarantee

15 YEARS
product
guarantee

0 - 5 WP
positive
tolerance



TMX 410 MH8-108A

ELECTRICAL DATA AT STC

Rated power Pmax (Wp)	390	395	400	405	410
Rated voltage Pmax – Vmp (V)	30,59	30,76	30,98	31,23	31,44
Rated current Pmax – Imp (A)	12,75	12,84	12,91	12,97	13,04
Open circuit voltage – Voc (V)	36,67	36,91	37,10	37,33	37,58
Short circuit current – Isc (A)	13,63	13,71	13,80	13,87	13,94
Module efficiency (%)	19,97	20,23	20,48	20,74	21,00
Sorting (plus tolerance)	0 ~ +5 Wp				

STC (Standard Test Conditions) : Irradiance 1000 W/m², Air Mass = 1.5, Cell Temperature 25°C, Measurement Tolerance Pmax ± 3%, Voc ± 2%, Isc ± 2%

ELECTRICAL DATA AT NOCT

Power at Pmax (Wp)	299.61	303.45	307.29	311.13	314.98
Voltage at Pmax – Vmp (V)	27,88	28,04	28,24	28,46	28,66
Current at Pmax – Imp (A)	10,75	10,82	10,88	10,93	10,99
Open circuit voltage – Voc (V)	33,86	34,08	34,25	34,47	34,70
Short circuit current – Isc (A)	11,59	11,66	11,73	11,79	11,85

NOCT (normal operating cell temperature) : Irradiation 800W/m², Air Mass = 1.5, Wind Speed 1m/s, Ambient Temperature 20°C

SPECIFICATIONS

Cells	182 mm HALF-CUT PERC
Number of cells	108 (6x18)
Dimensions	1722 x 1134 x 30 mm
Weight	21,5 kg
Glass	Anti-glare Glass
Frame	Anodized Aluminium alloy, silver
Junction-box	IP68, 3 Bypass diodes
Cable	UV-resistant 4,0 mm ² 1200 mm
Connector	Stäubli MC4-Evo2 ¹

TEMPERATURE COEFFICIENT

Temperature coefficient Pmax	-0,354 %/K
Temperature coefficient Voc	-0,266 %/K
Temperature coefficient Isc	+0,046 %/K
NMOT	45 ±2°C

LIMITING VALUES

Operating temperature (°C)	-40 ~ +85
Maximum system voltage (V)	1500
Max Series Fuse Rating (A)	25
Safety class	class II
Maximum load capacity (Pa)	snow 5400 / wind 2400

PACKAGING

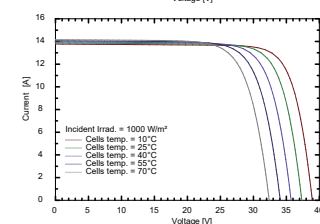
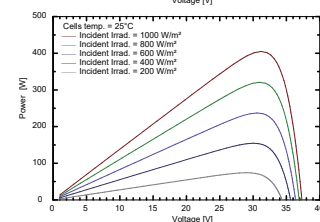
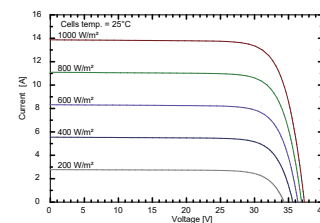
Container	40' HC
Modules per pallet	36
Modules per Container	936

Technical data are average values and may vary slightly. The associated data of the individual measurement are decisive. Possible light-induced degradation of the power after commissioning is not taken into account. Technical data is subject to change without notice. The current data sheets are available online at www.trimax-solar.com. All specifications in this data sheet comply with DIN EN 50380. Further information can be found in the installation manual. WEEE

Reg-No.: DE65803239 | © TRIMAX Solar 09/22 Version 2.4

¹ or comparable

ELECTRICAL CHARACTERISTICS (405W)



TECHNICAL DRAWING

