




AEG HIGH EFFICIENCY SERIES



AS-M1202-H(RM10) / HALF-CUT N-TYPE TOPCON PHOTOVOLTAIC MODULE

TECHNICAL CHARACTERISTICS

Power range: 490-500 Wp
Half-Cut N-Type cell technology
Efficiency up to 22.61%

PRODUCT NAME CODE (PNC)

AS-M1202-H(RM10)-490/495/500 (silver frame)
AS-M1202Z-H(RM10)-490/495/500 (black frame)



EXTRA PEACE OF MIND

Extensive certifications and rigorous Quality Control
30 years product warranty
30 years performance warranty



ADVANTAGES

Optimized design for more energy output
Maximum power/efficiency thanks to N-Type cells
Extra power thanks to rectangular solar cells



AS-M1202-H(RM10) / HALF-CUT N-TYPE TOPCON PHOTOVOLTAIC MODULE

PRODUCT SERIES & NAMECODE (PNC)

AEG HIGH EFFICIENCY SERIES
AS-M1202-H(RM10)-490/495/500, silver frame, white backsheet
AS-M1202Z-H(RM10)-490/495/500, black frame, white backsheet

ELECTRICAL CHARACTERISTICS AT STC^{1,2}

Nominal Power (Pmax)	[Wp]	490	495	500
Power Sorting ³	[W]	0-5	0-5	0-5
Maximum Power Voltage (Vmp)	[V]	36.50	36.71	36.92
Maximum Power Current (Imp)	[A]	13.44	13.50	13.56
Open Circuit Voltage (Voc)	[V]	44.05	44.25	44.45
Short Circuit Current (Isc)	[A]	13.92	13.98	14.04
Module Efficiency (ηm)	[%]	22.16	22.39	22.61
Maximum System Voltage	[V]	1000	1000	1000
Series Fuse Maximum Rating	[A]	25	25	25

ELECTRICAL CHARACTERISTICS AT NMOT⁴

Maximum Power (Pmax)	[W]	369	373	376
Maximum Power Voltage (Vmp)	[V]	34.10	34.30	34.49
Maximum Power Current (Imp)	[A]	10.86	10.91	10.95
Open Circuit Voltage (Voc)	[V]	41.73	41.91	42.10
Short Circuit Current (Isc)	[A]	11.27	11.31	11.36

MECHANICAL CHARACTERISTICS

Solar cells	monocrystalline [pcs]	120
	Dimensions [mm]	RM10 Half-cut [182 x 199]
Front glass	high-transparency	
	Thickness [mm] / [in]	3.2 / 0.125
Backsheet	Black	
Encapsulant	EVA	
Frame	Anodized aluminum alloy	Black
Junction box	Split-type, IP68	
	Bypass diodes	3
UV-resistant cables	Length [mm] / [in]	1300 / 51.18
	Section [mm ²]	4
Connectors	MC4 Original	
Dimensions	H x L x W [mm]	1950 x 1134 x 35
	H x L x W [in]	76.77 x 44.64 x 1.38
Weight	[kg] / [lbs]	23.1 / 50.91
Maximum load	Wind / Snow [Pa]	2400 / 5400
Fire Class	Class C	

PACKAGING

Packing configuration	[pcs/pallet]	31
Loading capacity	[pcs/40 ft container]	682

NOTES

- Standard Test Conditions (STC): Irradiance 1000 W/m², Air Mass AM = 1.5, Cell Temperature 25°C
 - Measurement tolerances (IEC 61215:2016): Pmax±3%, Voc±3%, Isc±4%
 - AEG photovoltaic modules are classified according to a principle of positive power tolerance: the Power Output measured at STC of the delivered modules exceeds their assigned Nameplate Nominal Power
 - NMOT: Nominal operating temperature of module, Irradiance 800 W/m², Wind Speed 1m/s; Ambient Temperature 20°C, Air Mass AM=15
 - Full text of the Warranty Terms available at: www.aeg-solar.com
 - (HE/GB) No less than 99% of the minimum "Peak Power at STC" in the first year; power output decline no more than 0.4% per year thereafter, ending with 87.4%.
- Dimensions in the technical picture are expressed in mm with tolerance ±2 mm (+0.079") / Version 2024.01.01. EN © Solar Solutions Group. Specifications in this datasheet are subject to change without notice.
- AEG is a registered trademark used under license from AB Electrolux (publ).

CERTIFICATIONS

System	ISO 9001, ISO 14001, ISO 45001
Product	IEC 61215-1:2016, IEC 61215-1:2016, IEC 61215-2:2016, IEC 61730-1:2016, EN 61215-1:2016, EN 61215-1:2016, EN 61730-1:2018, EN 61730-1:2018/AC:2018-06

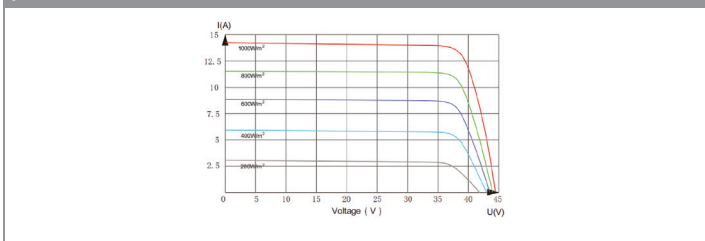
WARRANTIES

Product warranty ⁵	[years]	30
Performance warranty (linear) ⁶	[years]	30

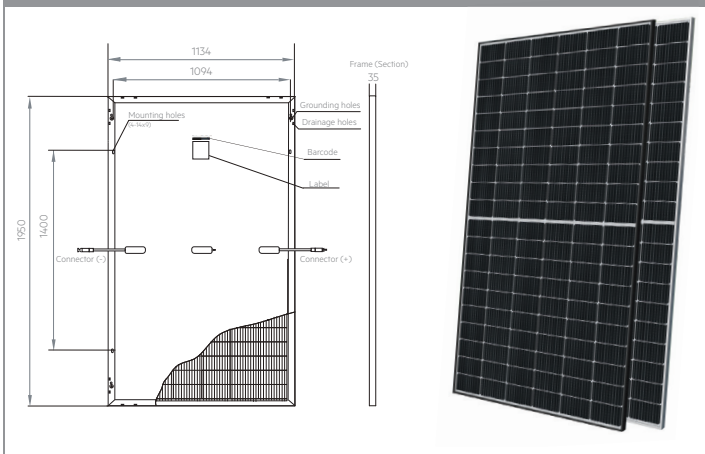
TEMPERATURE CHARACTERISTICS

NMOT	[°C]	45 (±2)
Pmax Temp. Coefficient (γ)	[%/°C]	-0.31
Voc Temp. Coefficient (β)	[%/°C]	-0.25
Isc Temp. Coefficient (α)	[%/°C]	+0.06
Operating temperature	[°C]	-40~+85

I/V CURVES - IRRADIANCES



TECHNICAL DRAWINGS



CONTACT US

info@aeg-solar.com | www.aeg-solar.com