

Electrical Parameters

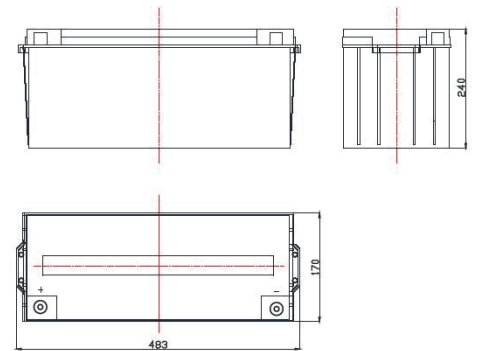
Nominal Voltage	12V
Number of Cells	6
Rated Capacity (C10 to 1.80V per Cell)	150Ah
Charge Voltage at 25 °C	
- Float Charge Voltage Range (V)	13.4 - 13.7V
- temperature compensation coefficient (mV/°C) per cell	-3mV/Cell °C
- Cycle Charge Voltage Range (V)	14.1 - 14.4V
- temperature compensation coefficient (mV/°C) per cell	-4mV/Cell °C
Max Charge Current	37.5A
Max Discharge Current	450A
Self-Discharge rate at 25 °C	3% per month
Electrical Connection	2P max.



EGE- 12V 150Ah

Environmental Parameters

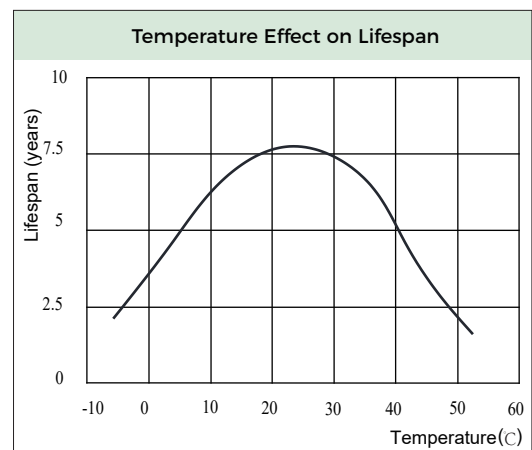
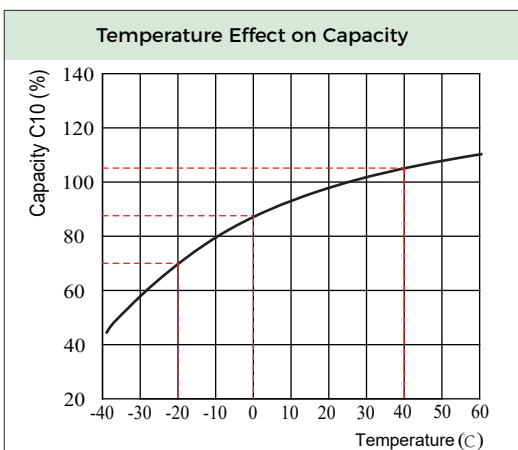
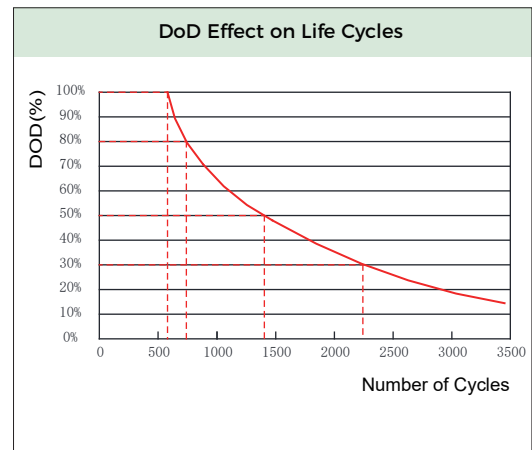
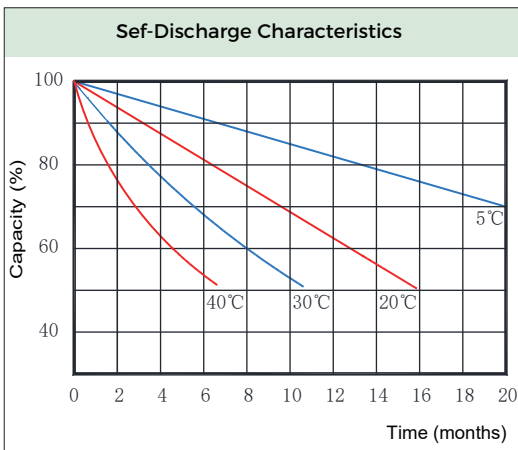
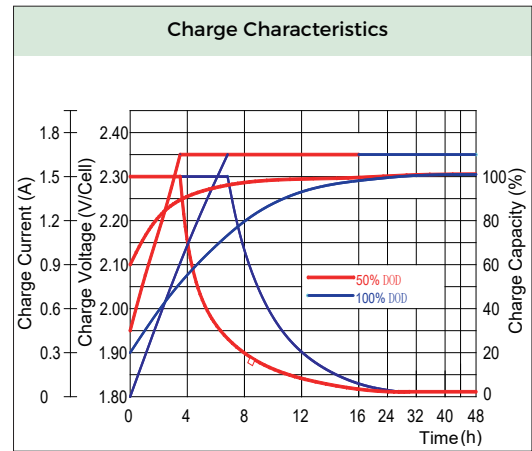
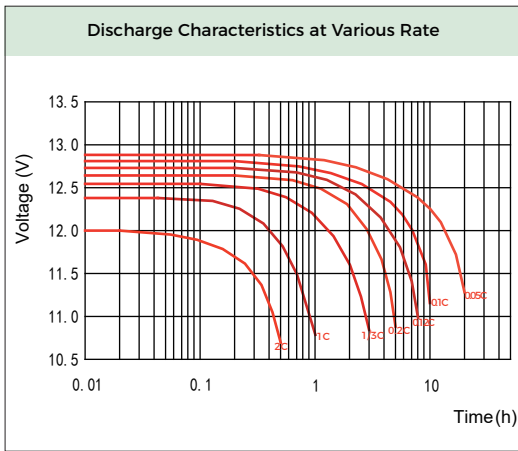
Recommended Operating Temperature Range	15 - 25°C
Operating Temperature Range	
- Discharge	-45 - 50°C
- Charge	-20 - 45°C
Storage Temperature Range	-30 - 40°C



Mechanical Parameters

Dimensions (L*W*H)	483*170*240mm
Total height	240mm
Weight	41.5kg
Terminal Bolt Size	M8
Recommended Terminal Torque Range	12-15Nm
Cover Material	ABS

PERFORMANCE CHARACTERISTICS



Note The above data are average values, and can be obtained within 3 charge/discharge cycles. These are not minimum values. Cell and battery designs/specifications are subject to modification without notice.