

N-Type GSD7S72T [565-595W]


Bifacial Dual Glass 16BB Half-cut Mono Topcon

IEC 61215 / IEC 61730 / UL 61730

ISO9001: 2015: Quality Management System

ISO14001:2015: Environment Management System

ISO45001:2018: Occupational Health And Safety Management System



KEY FEATURES



SMBB Technology

Better light trapping and current collection to improve module power output and reliability.



Lower Attenuation

Components have better reliability and lower LID/LETID attenuation



Double Power Output

For higher power output, backside power output can be increased 5-25%



Wider Application

No water-permeability and high wear-resistance, can be widely used in high-humid, windy and dusty area



PID Resistance

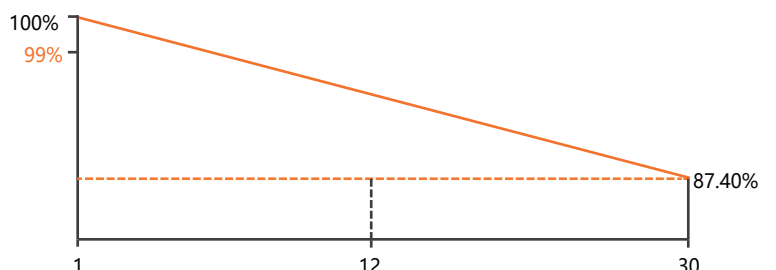
Excellent Anti-PID performance guarantee via optimized mass-production process and materials control

Guaranteed Power Performance

25 Years Product Warranty

30 Years Linear Power Warranty

0.40% Annual Degradation Over 30 Years



As different markets have different certification requirements, please consult our G-Star sales group to obtain the corresponding certification for the local market. If any special requirements are needed for the specific installing environment, please feel free to contact G-star technical support department anytime.

GSD7S72T

565-595W

Bifacial Dual Glass 16BB Half-cut Mono Topcon

Weight

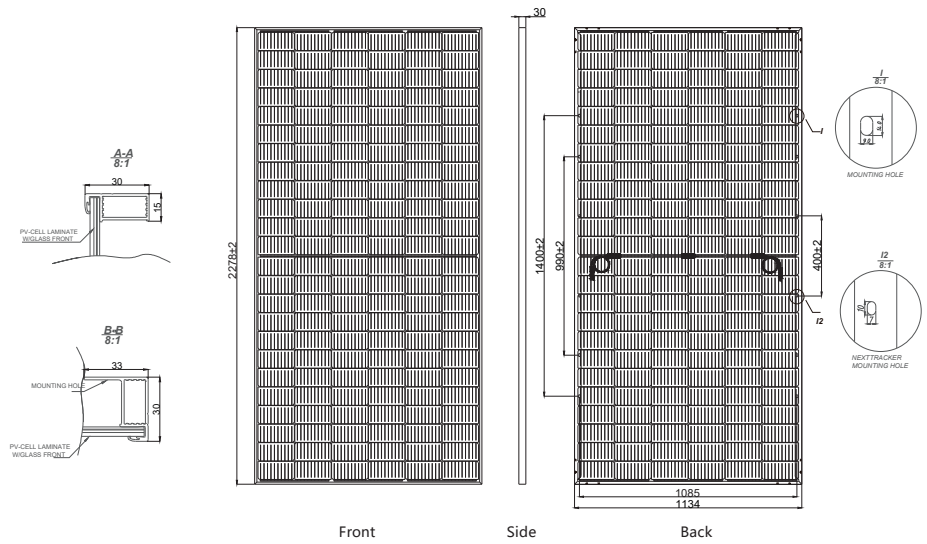
32 kg

Dimensions

2278*1134*30mm

Packaging

36pcs/pallet,720pcs/ 40'HQ Container



OPERATING CONDITIONS

Operating Temperature	-40°C~+85°C
Maximum System Voltage	1500V/DC(IEC)
Maximum Series Fuse Rating	30A
Power Tolerance	0~+3%
Temperature Coefficients Of Pmax	-0.30%/°C
Temperature Coefficients Of Voc	-0.25%/°C
Temperature Coefficients Of Isc	0.046%/°C
Nominal Module Operating Temperature(NMOT)	43±2°C

*Under STC :BACKside Output Ration =Pmax(rear)/Pmax(front) 80%±5%

MECHANICAL CHARACTERISTICS

Cell Type	N type Monocrystalline 182*91mm
No. Of Cells	144 pcs in series (6x24)
Front Glass	2.0mm, Anti-Reflection Coating
Back Glass	2.0mm, Heat Strengthened Glass
Frame	Anodized Aluminium Alloy,silver or black
Junction Box	IP68 ,3Bypass Diodes
Output Cables	300mm in legh or Customized Length
Connectors	MC4-EVO2
Mechanical Load	5400Pa(Front)/2400Pa(Back)

ELECTRICAL PARAMETERS AT STC

Module Type	GSD7S72T-565WT	GSD7S72T-570WT	GSD7S72T-575WT	GSD7S72T-580WT	GSD7S72T-585WT	GSD7S72T-590WT	GSD7S72T-595WT
Maximum Power(Pmax)	565	570	575	580	585	590	595
Maximum Power Voltage (Vmp)	41.92	42.07	42.22	42.37	42.52	42.67	42.82
Maximum Power Current (Imp)	13.48	13.55	13.62	13.69	13.76	13.83	13.90
Open-Circuit Voltage (Voc)	50.60	50.74	50.88	51.02	51.16	51.30	51.44
Short-Circuit Current (Isc)	14.23	14.31	14.39	14.47	14.55	14.63	14.71
Module Efficiency STC (%)	21.87%	22.07%	22.26%	22.45%	22.65%	22.84%	23.03%

STC: Irradiance 1000W/m²,AM=1.5, Cell temperature 25°C.

ELECTRICAL PARAMETERS AT BSTC**

Maximum Power(Pmax)	625	630	635	640	645	650	655
Maximum Power Voltage (Vmp)	41.92	42.06	42.31	42.36	42.52	42.66	42.82
Maximum Power Current (Imp)	14.91	14.98	15.01	15.11	15.17	15.24	15.37
Open-Circuit Voltage (Voc)	50.60	50.74	50.88	51.02	51.16	51.30	51.44
Short-Circuit Current (Isc)	15.76	15.81	15.93	16.02	16.11	16.20	16.29
Module Efficiency BSTC (%)	24.19%	24.39%	24.58%	24.77%	24.97%	25.16%	25.36%

**BSTC: Front side irradiation 1000W/m², Back side reflection irradiation 135W/m²,AM=1.5, Cell temperature 25°C.

IV-CURVE

