

210R CleanEdge GSD8R66T [600-630W]


CleanEdge Rectangle Bifacial Dual Glass TOPCon

IEC 61215 / IEC 61730 / UL 61730

ISO9001: 2015: Quality Management System

ISO14001:2015: Environment Management System

ISO45001:2018: Occupational Health And Safety Management System



KEY FEATURES



CleanEdge

No water and dust, which reduces the power loss, increases power generation by 6-15%



Lower Attenuation

Components have better reliability and lower LID/LETID attenuation



Double Power Output

For higher power output, backside power output can be increased 5-25%



Wider Application

No water-permeability and high wear-resistance, can be widely used in high-humid, windy and dusty area



PID Resistance

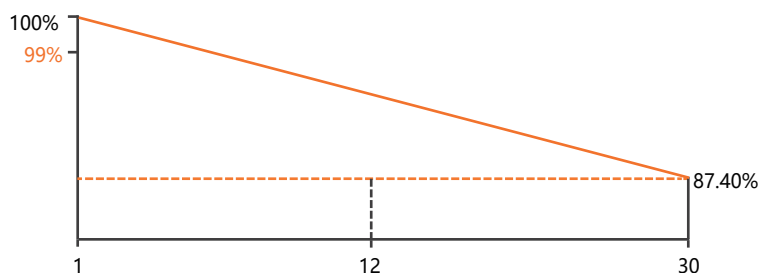
Excellent Anti-PID performance guarantee via optimized mass-production process and materials control

Guaranteed Power Performance

25 Years Product Warranty

30 Years Linear Power Warranty

0.40% Annual Degradation Over 30 Years



As different markets have different certification requirements, please consult our G-Star sales group to obtain the corresponding certification for the local market. If any special requirements are needed for the specific installing environment, please feel free to contact G-star technical support department anytime.

GSD8R66T 600-630W

CleanEdge Rectangle Bifacial Dual Glass TOPCon

Weight

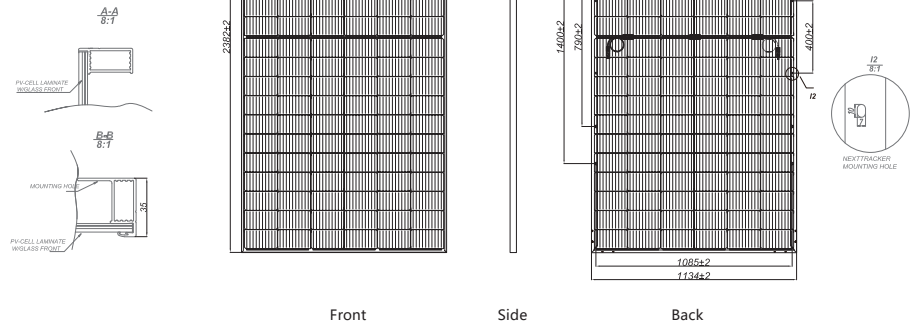
32.5 kg

Dimensions

2382X1134X35mm

Packaging

31pcs/pallet,620pcs/ 40'HQ Container



Front Side Back

OPERATING CONDITIONS

Operating Temperature	-40°C~+85°C
Maximum System Voltage	1500V/DC(IEC)
Maximum Series Fuse Rating	30A
Power Tolerance	0~+3%
Temperature Coefficients Of Pmax	-0.30%/°C
Temperature Coefficients Of Voc	-0.25%/°C
Temperature Coefficients Of Isc	0.046%/°C
Nominal Module Operating Temperature(NMOT)	43±2°C

*Under STC :BACKside Output Ration =Pmax(rear)/Pmax(front) 80%±5%

MECHANICAL CHARACTERISTICS

Cell Type	N type Monocrystalline 182*105mm
No. Of Cells	132 pcs in series (6x22)
Front Glass	2.0mm, Anti-Reflection Coating
Back Glass	2.0mm, Heat Strengthened Glass
Frame	Anodized Aluminium Alloy,silver or black
Junction Box	IP68 ,3Bypass Diodes
Output Cables	300mm in legh or Customized Length
Connectors	MC4/MC4-EVO2
Mechanical Load	5400Pa(Front)/2400Pa(Back)

ELECTRICAL PARAMETERS AT STC

Module Type	GSD8R66T-600WT	GSD8R66T-605WT	GSD8R66T-610WT	GSD8R66T-615WT	GSD8R66T-620WT	GSD8R66T-625WT	GSD8R66T-630WT
Maximum Power(Pmax)	600	605	610	615	620	625	630
Maximum Power Voltage (Vmp)	40.50	40.70	40.90	41.10	41.30	41.50	41.70
Maximum Power Current (Imp)	14.82	14.87	14.92	14.97	15.02	15.07	15.11
Open-Circuit Voltage (Voc)	47.40	47.60	47.80	48.00	48.20	48.40	48.60
Short-Circuit Current (Isc)	15.75	15.80	15.85	15.90	15.95	16.00	16.05
Module Efficiency STC (%)	22.21%	22.40%	22.58%	22.77%	22.95%	23.14%	23.32%

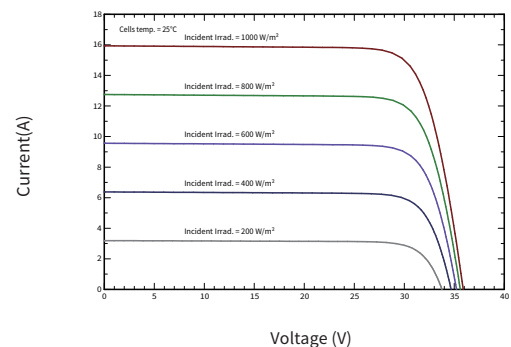
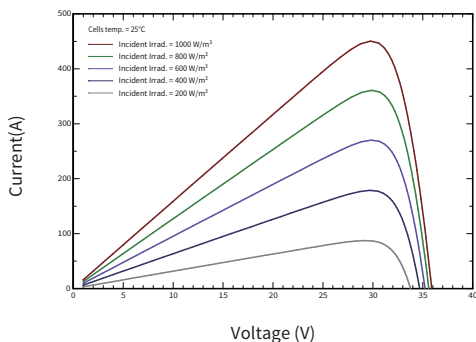
STC: Irradiance 1000W/m²,AM=1.5, Cell temperature 25°C.

ELECTRICAL PARAMETERS AT BSTC**

Maximum Power(Pmax)	665	670	675	680	685	690	695
Maximum Power Voltage (Vmp)	40.50	40.70	40.90	41.10	41.30	41.50	41.70
Maximum Power Current (Imp)	16.42	16.47	16.51	16.55	16.59	16.63	16.67
Open-Circuit Voltage (Voc)	47.4	47.6	47.8	48	48.2	48.4	48.60
Short-Circuit Current (Isc)	17.43	17.48	17.54	17.6	17.65	17.71	17.76
Module Efficiency BSTC (%)	24.62%	24.80%	24.99%	25.17%	25.36%	25.54%	25.73%

**BSTC: Front side irradiation 1000W/m², Back side reflection irradiation 135W/m²,AM=1.5, Cell temperature 25°C.

IV-CURVE



E-mail: info@gstar-solar.com
Website: www.gstarsolar.com

Due to ongoing innovation, R&D enhancement, the specification and key features described in this datasheet may deviate slightly and are not guaranteed. G-Star reserves the right to make any adjustment to the information described herein at any time without notice. Please always obtain the most recent version of the datasheet which shall be duly incorporated into the binding contract made by the parties governing all transactions related to the purchase and sale of the products described herein.