

QUESTER SERIES

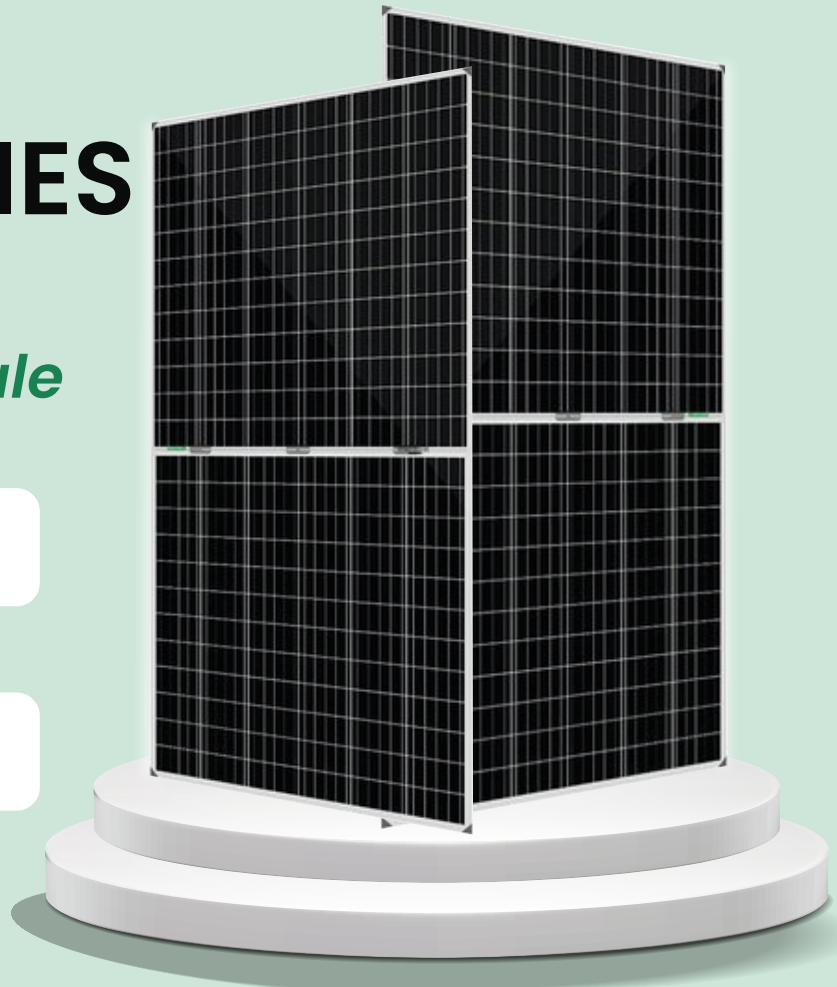
144 cells Mono-Perc
Half cut **Solar PV Module**

10
YEARS

WARRANTY FOR MATERIALS
AND PROCESSING*

27
YEARS

WARRANTY FOR LINEAR
POWER OUTPUT*



Product certifications:

IS 14286:2010 | IEC 61215: 2005 IS | IEC 61730-2:2004 IS
| IEC 61730-1:2004 | IEC 62804 | IEC 61853 | IEC 61701

Salient features

- M10 cells for enhanced power generation
- Multi-busbar technology to minimize electrical losses
- Round ribbon connectors for improved light utilization
- Non-destructive cell cutting for improved reliability and lower chances of micro-cracks
- Half-cut cell technology for superior low-light performance.
- Also available in Bifacial technology enabling power generation from both the sides.

Mechanical Data

Specification	Data
Cell Type	Half cut Mono PERC
Cell Arrangement	24x6 Mono PERC Half Cut Cells
Dimensions	2278x1134x35 mm
Weight	29 Kg
Front Cover	3.2 mm ARC Glass
Frame Material	Anodized Aluminium Alloy
Junction Box	IP68 Split JB
Cable	0.3 Meter (Length)
Connectors	MC4 Compatible
By-Pass Diodes	3 Pcs

OPERATING PARAMETERS

Operational Temperature: $-40^{\circ}\text{C} \sim +85^{\circ}\text{C}$

Power Output Tolerance: $0 \sim +5\text{ W}$

Voc and Isc Tolerance: 3%

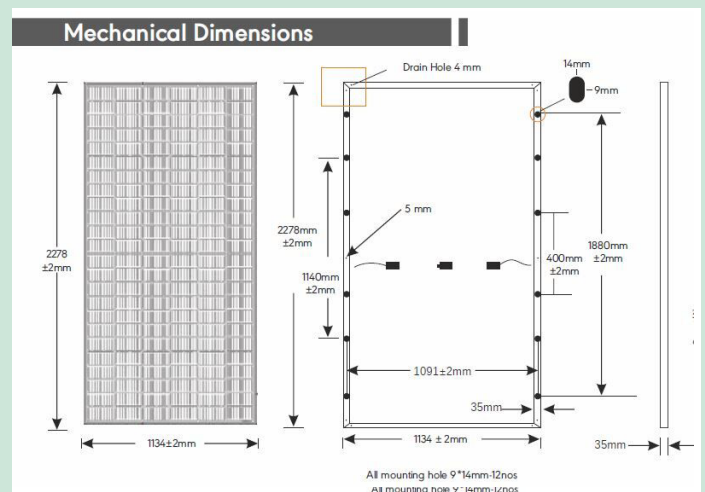
Maximum System Voltage: DC1500V (IEC/UL)

Maximum Series Fuse Rating: 30A

Safety Protection Class: Class II

Fire Rating: UL type 3

DESIGN (MM)



ELECTRICAL data – All data measured to STC

Model No	IBMPH-515	IBMPH-520	IBMPH-525	IBMPH-530	IBMPH-535	IBMPH-540	IBMPH-545
Maximum Power (Pmax/W)	515	520	525	530	535	540	545
Open Circuit Voltage (Voc/V)	48.96	49.03	49.10	49.17	49.32	49.46	49.536
Short Circuit Current (Isc/A)	13.51	13.52	13.53	13.53	13.54	13.55	13.576
Voltage at Maximum Power (VMP/V)	41.97	42.04	42.12	42.19	42.33	42.48	42.552
Current at Maximum Power (Imp/A)	12.28	12.37	12.47	12.57	12.64	12.72	12.846
Module Efficiency (%)	19.94	20.12	20.32	20.52	20.71	20.91	21.15

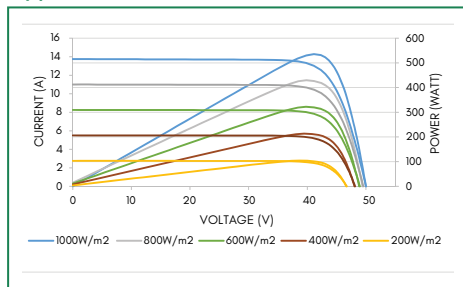
1) STC: 1000 W/m² irradiance, 25°C cell temperature, AM1.5g spectrum according to EN 60904-3. Average relative efficiency reduction of 5% at 200 W/m² according to EN 60904-1.

2) Power measurement uncertainty is within +/- 3%.

TEMPERATURE RATINGS (STC) MECHANICAL LOADING


Parameter	Calculated Value		
Short circuit current α (%/°C).....	0.0213	Front Side Static Loading	5400Pa
Open circuit voltage β (%/°C).....	-0.0415	Rear Side Maximum Static Loading	2400Pa
Peak power δ (%/°C).....	-0.2111	Hailstone Test	25mm Hailstone at the speed of 23m/s

Typical I-V Curves



4) Average relative efficiency reduction of 5% at 200 W/m² according to EN 60904-1.

Performance Warranty



INDUSTRY LEADING PROTECTION



EXCELLENT EFFICIENCY



LOW-LIGHT PERFORMANCE



HIGH SAVING



PID RESISTANCE



IP68 JUNCTION



REDUCED RISK



Ideal for Large scale Installations



High Power



Better shading tolerance



Lower LCOE & system cost





Excellent temperature performance




Non-destructive cutting

****Refer to IB Solar Warranty Document For Terms & Conditions**

CAUTION: READ SAFETY AND INSTALLATION MANUAL BEFORE USING THE PRODUCT. Specifications included in this datasheet are subject to change without notice. Electrical data without guarantee. Please confirm your exact requirement with the company representative while placing your order.

 **+91- 9910222871, +91 98109 02281**  **www.ibsolar.co.in**

 **marketing@ibsolar.co.in**  **Work's Address: D-127, Sector-63, Noida**

INTEGRATED BATTERIES INDIA PVT. LTD.