


n-type TOPCon

HIGH PERFORMANCE BIFACIAL MODULE

TSM144-9-570-595BNDG



The module picture is for reference only

570-595 _{Wp}

Power Output Range

23.0 %

Maximum Efficiency






0~+3 %

Positive power tolerance

1500 _{VDC}

Maximum System Voltage

KEY FEATURES

-  Excellent power generation
-  Excellent anti-LID & anti-PID performance
-  Excellent temperature coefficient (Pmax): -0.29%/°C
-  Excellent weak-light performance
-  Excellent warranty assurance

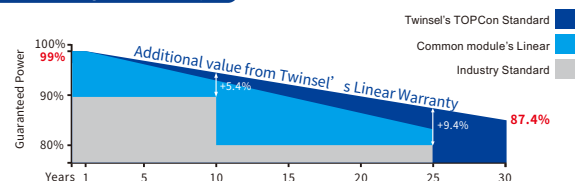


* As there are different certification requirements in different markets, please contact your local Twinsel sales representative for the specific certificates applicable to the products in the region in which the products are to be used.

LINEAR PERFORMANCE WARRANTY

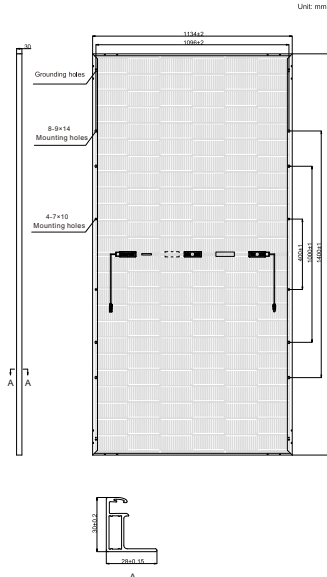
15 years Product Warranty / 30 years Linear Power Warranty

0.4% Annual Degradation over 30 years



* Please check the valid version of Limited Product Warranty which is officially released by Twinsel.

Dimensions of PV Module



ELECTRICAL DATA (STC)

Model Type	TSM144-9-570-595BNDG					
Rated Power in Watts-Pmax(Wp)	570	575	580	585	590	595
Open Circuit Voltage-Voc(V)	51.77	51.97	52.17	52.37	52.55	52.73
Short Circuit Current-Isc(A)	14.01	14.06	14.12	14.18	14.24	14.30
Maximum Power Voltage-Vmpp(V)	43.40	43.60	43.80	44.00	44.16	44.32
Maximum Power Current-Impp(A)	13.15	13.21	13.26	13.32	13.37	13.43
Module Efficiency (%) *	22.1	22.3	22.5	22.6	22.8	23.0

STC: Irradiance 1000 W/m², Cell Temperature 25°C, Air Mass AM1.5 according to EN 60904-3.

Bifacial factor: 80±10(%) * Module Efficiency (%): Rounding to the nearest number

Electrical characteristics with 10% rear side power gain

Total Equivalent power -Pmax (Wp)	627	633	638	644	649	655
Open Circuit Voltage-Voc(V)	51.77	51.97	52.17	52.37	52.55	52.73
Short Circuit Current-Isc(A)	15.41	15.47	15.53	15.60	15.66	15.73
Maximum Power Voltage-Vmpp(V)	43.40	43.60	43.80	44.00	44.16	44.32
Maximum Power Current-Impp(A)	14.47	14.53	14.59	14.65	14.71	14.77

Rear side power gain: The additional gain from the rear side compared to the power of the front side at the standard test condition. It depends on mounting (structure, height, tilt angle etc.) and albedo of the ground.

ELECTRICAL DATA (NMOT)

Model Type	TSM144-9-570-595BNDG					
Maximum Power-Pmax (Wp)	432.3	436.1	439.8	443.6	447.1	450.7
Open Circuit Voltage-Voc (V)	48.15	48.33	48.52	48.70	48.87	49.04
Short Circuit Current-Isc (A)	11.48	11.53	11.58	11.63	11.68	11.73
Maximum Power Voltage-Vmpp (V)	40.28	40.46	40.65	40.83	40.98	41.13
Maximum Power Current-Impp (A)	10.73	10.78	10.82	10.87	10.91	10.96

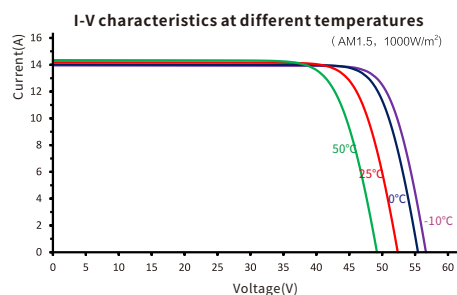
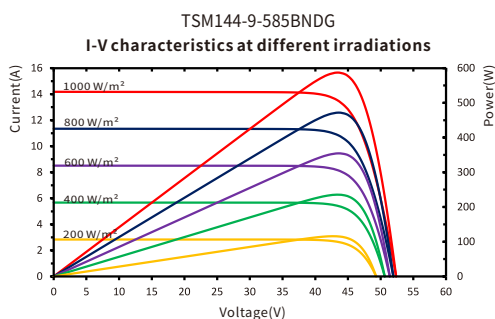
NMOT: Irradiance at 800 W/m², Ambient Temperature 20°C, Wind Speed 1 m/s.

MECHANICAL DATA

Solar cells	n-type TOPCon
Cell configuration	144 cells (6×12+6×12)
Module dimensions	2278×1134×30mm
Weight	31kg
Superstrate	High Transmission, AR Coated Heat Strengthened Glass
Substrate	Heat Strengthened Glass
Frame	Anodized Aluminium Alloy, Silver Color
J-Box	Potted, IP68, 1500VDC, 3 Schottky by pass diodes
Cables	4.0mm ² , Positive(+)350mm, Negative(-)230mm (Connector Included), or customized length
Connector	Risen Twinsel PV-SY02, IP68

TEMPERATURE & MAXIMUM RATINGS

Nominal Module Operating Temperature (NMOT)	44°C±2°C
Temperature Coefficient of Voc	-0.25%/°C
Temperature Coefficient of Isc	0.046%/°C
Temperature Coefficient of Pmax	-0.29%/°C
Operational Temperature	-40°C~+85°C
Maximum System Voltage	1500VDC
Max Series Fuse Rating	30A
Limiting Reverse Current	30A



PACKAGING CONFIGURATION

	40ft(HQ)	20ft
Number of modules per container	720	180
Number of modules per pallet	36	36
Number of pallets per container	20	5
Packaging box dimensions (LxWxH) in mm	2290×1110×1260	
Box gross weight[kg]	1170	



THE POWER OF RISING VALUE

ZHEJIANG TWINSEL ELECTRONIC TECHNOLOGY CO., LTD.

No.5 Xiayang Road, Taoyuan Street, Ninghai County, 315609

Ningbo, Zhejiang, PEOPLE'S REPUBLIC OF CHINA

Tel: +86-574-59951537

Fax: +86-574-59953105

E-mail: marketing@twinsel.com

Website: www.twinsel.com

CAUTION: READ SAFETY AND INSTALLATION INSTRUCTIONS BEFORE USING THE PRODUCT.

©2024 Twinsel. All rights reserved. Contents included in this datasheet are subject to change without notice. No special undertaking or warranty for the suitability of special purpose or being installed in extraordinary surroundings is granted unless as otherwise specifically committed by manufacturer in contract document.