



US10-B144- (520 Wp - 550 Wp)



**WARRANTY FOR
MATERIALS AND PROCESSING**



**WARRANTY FOR
LINEAR POWER OUTPUT**

Sunora Solar is committed to providing high-quality solar products in India, and provide world-class performance and mutually beneficial SUNORA SOLAR is a result of Unique Sun Power LLP's effort to increase Customer Values beyond efficiency.

INDUSTRY LEADING PROTECTION



EXCELLENT EFFICIENCY

Excellent module conversion efficiency of up to 21.03%



LOW-LIGHT PERFORMANCE

Advanced glass and cell surface textured design ensure excellent performance in low-light environment



HIGH SAVING

Lower LCOE, reduced BOS cost, shorter payback time



PID RESISTANCE

Excellent Anti-PID Performance guarantee limited power degradation for mass production



IP68 JUNCTION

High waterproof



REDUCED RISK

Reduced hot spot risk with optimized electrical design and lower operating current

ISO 9001:2015, ISO 14001:2015, ISO 45001:2018 Certified Facility

UNIQUE SUN POWER LLP

📍 BL No. 2281/2/1/1, Sub Plot. 1-A, Near Areth Minnor Canal, Village - Tadkeshwar, Ta - Mandvi, Surat. Gujarat, 394170

TOLL FREE : 1800 88 98 0 98



MAKE IN INDIA



www.sunorasolar.com

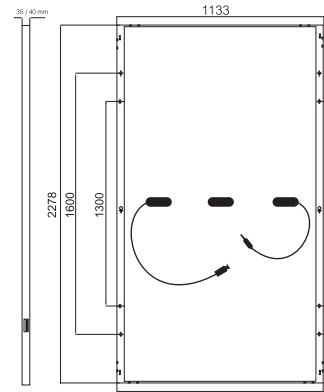
MECHANICAL SPECIFICATION

Solar cells	144 monocrystalline Silicon(PERC), Multi BB
Encapsulation	Ultra - clear PID free EVA (Ethylene-Vinyl-Acetate)
Backside	UV protected reflective backsheet
Frame	Silver Anodized Aluminium Alloy
Front Glass	3.2mm, High Transmission, AR Coated Tempered Glass
Dimensions	(L) 2278 mm x (W) 1133 mm x (H) 35mm
Weight	~28 Kg
J-box	IP 68 certified, 3 diodes, Split junction box
Series Fuse Rating	25 A
Cable	Solar cable 400 mm length
Connectors	MC4 compatible connectors
Application Class	Class A
Electrical Safety	Class II
Fire Safety	Class C (Type 1)
Surface load	Snow load 5400 Pa, Wind load 2400 pa

OPERATING PARAMETERS

Operational Temperature: -40°C ~ +85°C
Power Output Tolerance: 0 ~ +5 W
Voc and Isc Tolerance: ±3%
Maximum System Voltage: DC1500V (IEC/UL)
Maximum Series Fuse Rating: 30A
Nominal Operating Cell Temperature: 45±2°C
Safety Protection Class: Class II
Fire Rating: UL type 3

DESIGN (MM)



Units: mm(inch)
 Tolerance:
 Length: ±2mm
 Width: ±2mm
 Height: ±1mm
 Pitch-row: ±1mm

ELECTRICAL CHARACTERISTICS

TEST UNCERTAINTY FOR P_{MAX}: + 3%

Model Number	Elite pro - US 10 - B144 - (520 WP - 550WP)						
Maximum Power (P _{max} /W)	520	525	530	535	540	545	550
Open Circuit Voltage (V _{oc} /V)	49.10	49.20	49.30	49.42	49.51	49.61	49.70
Short Circuit Current (I _{sc} /A)	13.32	13.40	13.50	13.56	13.63	13.73	13.82
Voltage at Maximum Power (V _{mp} /V)	41.30	41.40	41.48	41.56	41.65	41.77	41.88
Current at Maximum Power (I _{mp} /A)	12.60	12.69	12.78	12.88	12.97	13.05	13.14
Module Efficiency (%)	20.18	20.37	20.56	20.76	20.95	21.14	21.34

STC (Standard Testing Conditions): Irradiance 1000W/m², Cell Temperature 25 C, Spectra at AM1.5[°]

NOCT (Nominal Operating Cell Temperature): Irradiance 800W/m², Ambient Temperature 20 C, Spectra at AM1.5, Wind at 1m/s

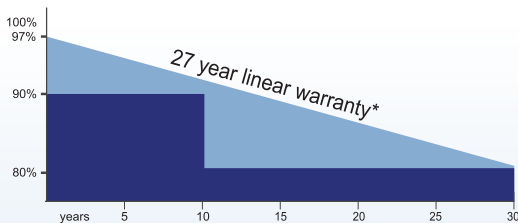
TEMPERATURE RATINGS (STC)

Temperature Coefficient of Isc	+0.050%/ C
Temperature Coefficient of Voc	-0.284%/ C
Temperature Coefficient of P _{max}	-0.350%/ C

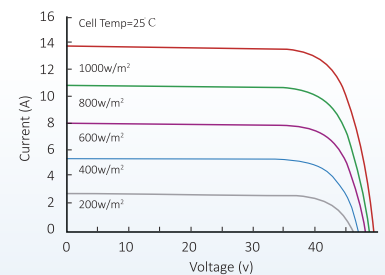
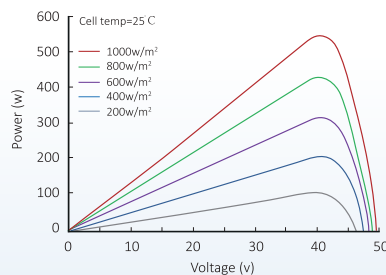
MECHANICAL LOADING

Front Side Static Loading	5400Pa
Rear Side Maximum Static Loading	2400Pa
Hailstone Test	25mm Hailstone at the speed of 23m/s

Current-Voltage Curve



Power-Voltage Curve



PRODUCT CERTIFICATIONS

IES 61215: 2016,
 IS 14286:2010/IES 61215:2005,
 IS/IEC 61730-1 & 2: 2004
 UL 61730-1&2, IEC 61701,

