

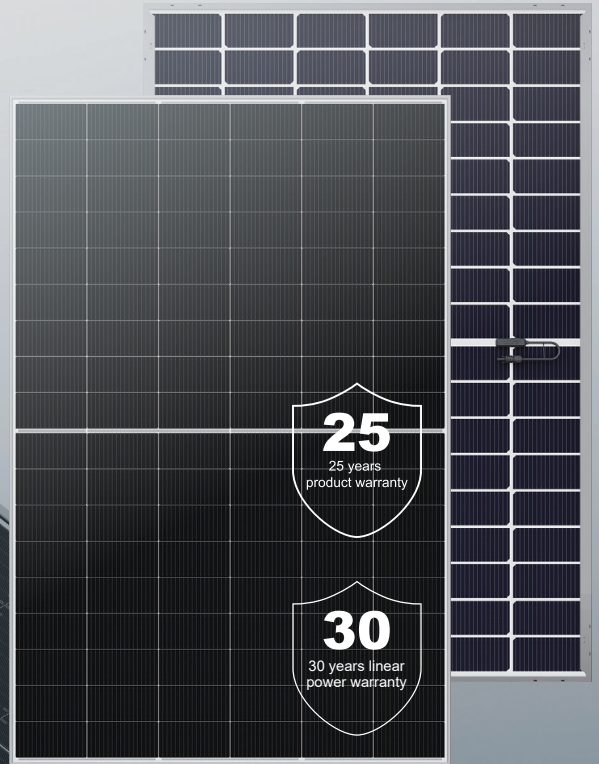
iNFINITY RT

N-type
Bifacial Module with Double Glass

DMxxxM10RT-B54HSW
445~465W

23.3%
Max. Efficiency

- **Leading manufacturing**
40+ years experience in high-tech manufacturing.
- **High environmental, social and governance responsibility (ESG)**
100% green production, transparent supply chain and excellent ESG rating in the solar industry.



Higher Module Efficiency

Increased energy yield due to optimized material use.



Extended Stress Tests

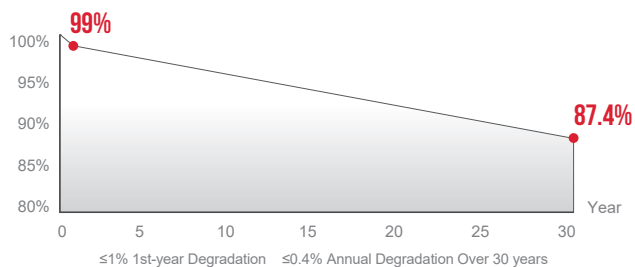
Protection against harsh environmental conditions
Certified by TÜV Rheinland.



Green Product

Focus on circular economy - low carbon footprint,
PFAS-free and recyclable components.

POWER WARRANTY



COMPANY MANAGEMENT SYSTEM

- SA 8000: ILO Standards. Social responsibility standards
- ISO 9001: Quality management system
- ISO 14001: Environmental management system
- ISO 45001: Occupational health and safety management system
- ISO 50001: Energy management system
- ISO 27001: Information security management system

PRODUCT CERTIFICATION

- IEC 61215, IEC 61730
- Extended-Stress (IEC TS 63209)
- Ammonia Corrosion (IEC 62716)
- Salt Mist Corrosion (IEC 61701)
- LeTID (IEC TS 63342)
- Dust & Sand (IEC 60068)



SolarPower Europe



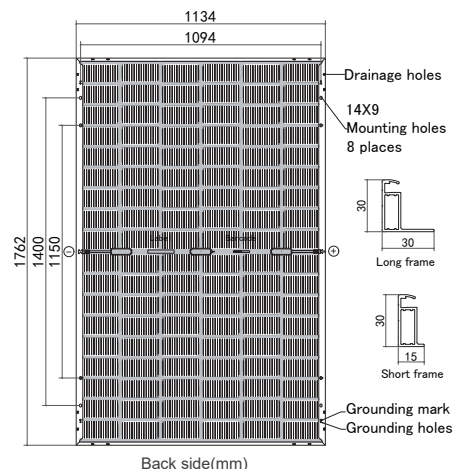
Warranty partner

Munich RE 

DMxxxM10RT-B54HSW

Module Specification

Cell Type	N type Mono-crystalline, 108(6×18)
Dimensions (mm)	1762×1134×30
Weight (kg)	24.5
Front Cover	2mm heat strengthened glass
Rear Cover	2mm heat strengthened glass
Junction Box	3Diodes, IP68 according to IEC 62790
Cables	4mm ² /Portrait: 350mm (+)/250mm(-) Landscape: 1100mm(+)/1100mm(-) Length can be customized
Connector Type	PV-ZH202B or MC4(1000V) PV-ZH202B or MC4-EVO 2A(1500V)



Electrical Specifications¹

Module Type	DM445M10RT-B54HSW-U ⁴ DM445M10RT-B54HSW		DM450M10RT-B54HSW-U DM450M10RT-B54HSW		DM455M10RT-B54HSW-U DM455M10RT-B54HSW		DM460M10RT-B54HSW-U DM460M10RT-B54HSW		DM465M10RT-B54HSW-U DM465M10RT-B54HSW	
	STC ²	NMOT ³	STC	NMOT	STC	NMOT	STC	NMOT	STC	NMOT
Maximum Power (Pmax/W)	445	335	450	339	455	343	460	347	465	350
Maximum Power Current (Imp/A)	13.20	10.68	13.27	10.73	13.34	10.79	13.41	10.84	13.48	10.90
Maximum Power Voltage (Vmp/V)	33.71	31.49	33.91	31.68	34.11	31.86	34.31	32.05	34.51	32.24
Short-circuit Current (Isc/A)	14.10	11.36	14.17	11.41	14.24	11.47	14.31	11.53	14.38	11.58
Open-circuit Voltage (Voc/V)	40.05	37.94	40.25	38.13	40.45	38.32	40.65	38.51	40.85	38.69
Module Efficiency STC (%)	22.3		22.5		22.8		23.0		23.3	

¹ Measurements according to IEC 60904-3, Measurement tolerance: Isc: ±4%, Voc: ±3%, Test uncertainty for Pmax: ±3%, Bifaciality: 80%±5%

² STC (Standard Test Condition): Radiation 1000W/m², Module temperature 25°C, AM=1.5

³ NMOT: Radiation 800W/m², Ambient temperature 20°C, AM=1.5, Wind Speed 1m/s

⁴ "U" represents the double glass module type applied to a maximum system voltage of 1000V DC

Electrical Specifications¹(BNPI²)

Nameplate Power (W)	445	450	455	460	465
Maximum Power (Pmax/W)	492	497	503	508	514
Maximum Power Current (Imp/A)	14.57	14.64	14.72	14.80	14.88
Maximum Power Voltage (Vmp/V)	33.75	33.95	34.15	34.35	34.55
Short-circuit Current (Isc/A)	15.51	15.59	15.67	15.74	15.82
Open-circuit Voltage (Voc/V)	40.05	40.25	40.45	40.65	40.85

¹ Measurements according to IEC 60904-3, Measurement tolerance: Isc:±4%, Voc: ±3%, Test uncertainty for Pmax: ±3%

² BNPI: Front radiation 1000W/m², Rear radiation 135W/m², Module temperature 25°C, AM=1.5

Temperature Characteristics

Nominal Module Operating Temperature (NMOT)	42±2°C
Temperature Coefficient of Pmax (%/°C)	-0.29
Temperature Coefficient of Voc (%/°C)	-0.25
Temperature Coefficient of Isc (%/°C)	+0.048

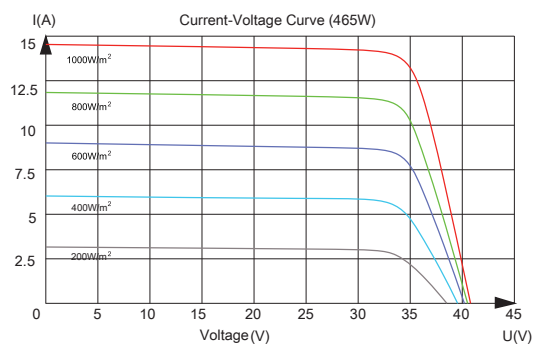
Packaging

Container	40HQ
Pallet Dimensions (mm)	1800x1140x1250
Pieces per Pallet	36
Pieces per Container	936

Operating Conditions

Operating Temperature (°C)	-40 to +85
Maximum System Voltage (V)	1000/1500 DC(IEC)
Overcurrent Protection Rating (A)	30
Power Output Tolerance (%)	0~3
Protection Class	Class II
Max. Test Load, Push/Pull (Pa)	Front 5400 / Back 2400
Max. Design Load, Push/Pull (Pa)	Front 3600 / Back 1600
Hail Class	HW3*

* Reference diameter of ice balls-VKF 30mm, Ice ball storage temp -20°C.



Hengdian Group DMEGC Magnetics Co.,Ltd.
Add: Hengdian Industrial Zone, Dongyang City Zhejiang Province, China 322118
Tel: 0086-579-8658-8826 E-mail: solar@dmeqc.com.cn Website: www.dmeqcsolar.com

DMEGC Renewable Energy B.V.
Add: Industrieweg 2,2641 RM Pijnacker, The Netherlands.
Tel: +31 (0) 8 58200765 E-mail: contact@dmeqc.eu

Statement: The installation instructions and the warranty conditions must be followed. Due to technological progress, product parameters will be adjusted accordingly. When signing the contract, the latest data of the company shall prevail. All information in this data sheet corresponds to EN 50380. Changes and errors excepted. Document: EN DS-M10RT-B54HSW-20240730.

©DMEGC 2024 – All Rights Reserved