




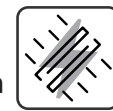







PEACH TOPCon

DEF_P7A / 120 cells
 475 W - 500 W
 Mono-Crystalline Bifacial PV Module

United Renewable Energy Co., Ltd. (a company from Taiwan where the sun shines) PEACH TOPCon module uses URECO TOPCon monocrystalline bifacial solar cells, and URECO bifacial power generation module process.



Key Features

- | | |
|---|---|
|  <p>Multi-Bus bar/ TLS technology
 Increase the stability of outdoor power generation</p> |  <p>Better bifaciality
 High bifacial rate</p> |
|  <p>PID resistance
 Excellent PID resistance performance</p> |  <p>Excellent low light performance
 First year power degradation 1%
 Annual degradation 0.4% each year</p> |
|  <p>Superior temperature coefficient
 Better performance in high temperature</p> |  <p>Withstand heavy loading
 Equivalent to the Beaufort wind scale 17 validation</p> |
|  <p>NO Water pollution concern
 PASS the water quality standard by E.P.A</p> |  <p>High Durability
 High resistance to salt mist & PID design
 Pass the highest level
 (IEC 61701/ IEC 60068-2-52 Severity 8)</p> |



Electrical Data

Model		Bifacial Gain			Bifacial Gain			Bifacial Gain		
		DEF475P7A	5%	10%	DEF480P7A	5%	10%	DEF485P7A	5%	10%
Maximum Rating Power (Pmax)	[W]	475	499	523	480	504	528	485	509	534
Module Efficiency	[%]	21.95	23.05	24.15	22.18	23.29	24.40	22.41	23.53	24.65
Open Circuit Voltage (Voc)	[V]	42.56	42.56	42.56	42.73	42.73	42.73	42.90	42.90	42.90
Maximum Power Voltage	[V]	35.43	35.43	35.43	35.65	35.65	35.65	35.87	35.87	35.87
Short Circuit Current (Isc)	[A]	14.19	14.90	15.61	14.25	14.96	15.68	14.31	15.03	15.74
Maximum Power Current	[A]	13.41	14.08	14.75	13.48	14.15	14.83	13.54	14.22	14.89
Model		DEF490P7A	5%	10%	DEF495P7A	5%	10%	DEF500P7A	5%	10%
Maximum Rating Power (Pmax)	[W]	490	515	539	495	520	545	500	525	550
Module Efficiency	[%]	22.64	23.77	24.90	22.87	24.01	25.16	23.10	24.26	25.41
Open Circuit Voltage (Voc)	[V]	43.07	43.07	43.07	43.24	43.24	43.24	43.41	43.41	43.41
Maximum Power Voltage	[V]	36.09	36.09	36.09	36.28	36.28	36.28	36.48	36.48	36.48
Short Circuit Current (Isc)	[A]	14.37	15.09	15.81	14.43	15.15	15.87	14.49	15.21	15.94
Maximum Power Current	[A]	13.60	14.28	14.96	13.66	14.34	15.03	13.72	14.41	15.09
Positive Power Tolerance		0~3%								

*Standard Test Condition (STC): Cell Temperature 25 °C, Irradiance 1000 W/m², AM 1.5
 *Values without tolerance are typical numbers. Measurement tolerance: ±3%

Mechanical Data

Item	Specification
Dimensions	1908 mm (L) ¹ x 1134 mm (W) ¹ x 40 mm (D) ² / 75.12" (L) ¹ x 44.65" (W) ¹ x 1.58" (D) ²
Weight	23.50 kg / 51.81 lbs
Solar Cell	120 half-cut monocrystalline M10 N-type TOPCon cells
Front Glass	3.2mm AR-Coating, strengthened glass
Back Cover	Composite film, transparent
Frame	Anodized aluminum alloy
Junction Box	IP68, 3diodes
Cables	4.0mm ² (IEC), 12AWG (UL)
Connectors	EVO2A (1500V)
Package Configuration	26 pcs Per Pallet, 624 pcs per 40' HQ container

¹ : With assembly tolerance of ± 2 mm [± 0.08"]
² : With assembly tolerance of ± 0.8 mm [± 0.03"]

Operating Conditions

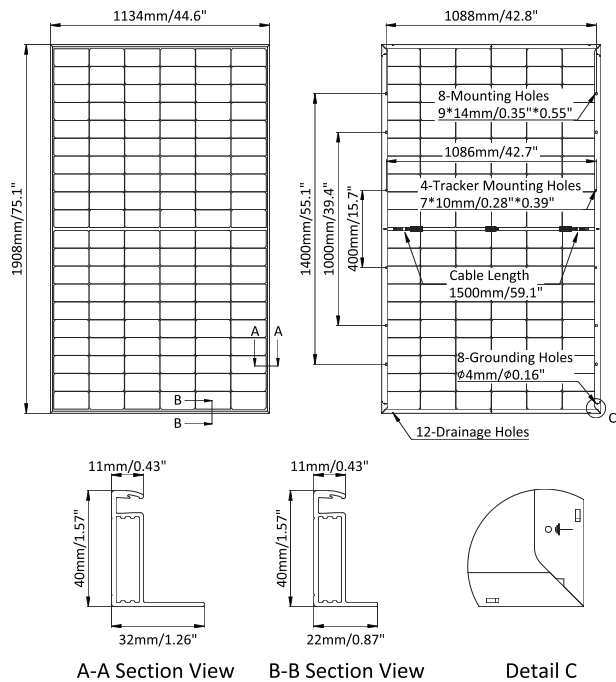
Item	Specification
Mechanical Load	6000 Pa
Maximum System Voltage	1500 VDC
Series Fuse Rating	25 A
Operating Temperature	-40 to 85 °C

Temperature Characteristics

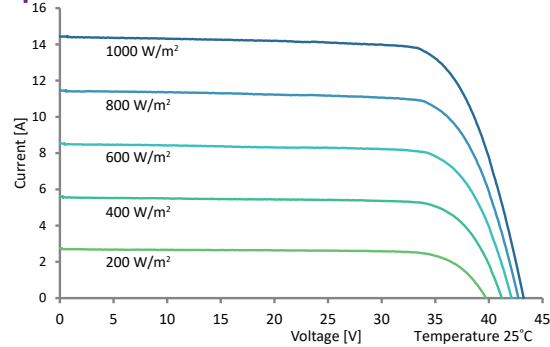
Item	Specification
Nominal Module Operating Temperature	43°C ± 2°C
Temperature Coefficient of Isc	0.05 % / °C
Temperature Coefficient of Voc	-0.25 % / °C
Temperature Coefficient of Pmax	-0.30 % / °C

*Nominal module operating temperature (NMOT): Air mass AM 1.5, irradiance 800W/m², temperature 20°C, windspeed 1 m/s.

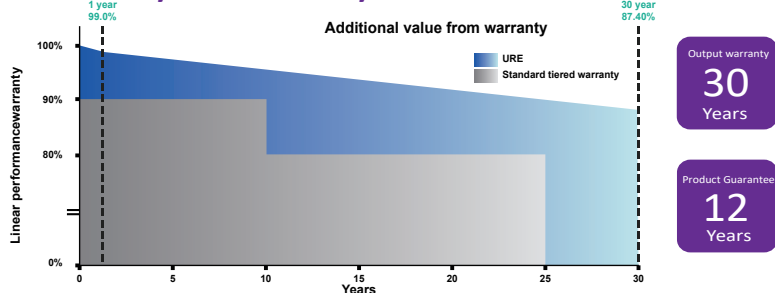
Engineering Drawing (mm)



Dependence on Irradiance



Reliability with Warranty



For more information, please visit us at www.urecorp.com