

iNFINITY

N-Type


Bifacial Module With Double Glass

DMxxxM10T-B32HBT

255~270W

22.9%
Max. Efficiency

- **Leading manufacturing**
40+ years experience in high-tech manufacturing.
- **High environmental, social and governance responsibility (ESG)**
100% green production, transparent supply chain and excellent ESG rating in the solar industry.



Installer Friendly Concept

Compact design for easier handling.



Expanded PV Layout

High flexibility especially for tiny part of roofs.



Perfect Residential Solution

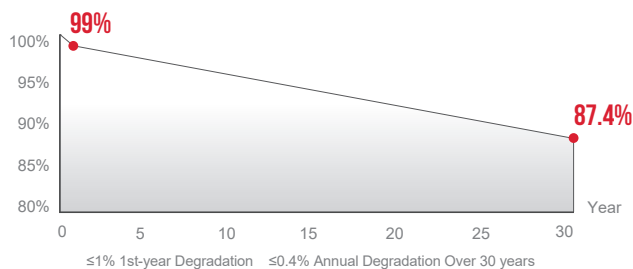
Infinity power up to 229 W/m².



Strong mechanical strength & durability

8100Pa certified by TUV Rheinland.

POWER WARRANTY



COMPANY MANAGEMENT SYSTEM

- SA 8000: ILO Standards. Social responsibility standards
- ISO 9001: Quality management system
- ISO 14001: Environmental management system
- ISO 45001: Occupational health and safety management system
- ISO 50001: Energy management system
- ISO 27001: Information security management system

PRODUCT CERTIFICATION

- IEC 61215, IEC 61730
- Ammonia Corrosion (IEC 62716)
- Salt Mist Corrosion (IEC 61701)
- LeTID (IEC TS 63342)



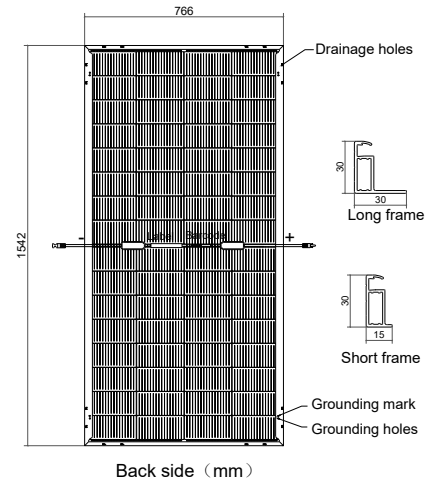
Warranty partner



DMxxxM10T-B32HBT

Module Specification

Cell Type	N type Mono-crystalline, 64 (4x16)
Dimensions (mm)	1542x766x30
Weight (kg)	15.3
Front Cover	2 mm heat strengthened glass
Rear Cover	2 mm heat strengthened glass
Junction Box	2 Diodes, IP68 according to IEC 62790
Cables	4mm ² /1100mm (+)/1100mm(-) or Customized
Connector Type	MC4-EVO 2A



Electrical Specifications¹

Module Type	DM255M10T-B32HBT		DM260M10T-B32HBT		DM265M10T-B32HBT		DM270M10T-B32HBT	
	STC ²	NMOT ³	STC	NMOT	STC	NMOT	STC	NMOT
Maximum Power (P _{max} /W)	255	192	260	196	265	199	270	203
Maximum Power Current (I _{mp} /A)	13.11	10.54	13.19	10.60	13.28	10.67	13.36	10.74
Maximum Power Voltage (V _{mp} /V)	19.46	18.20	19.72	18.44	19.98	18.68	20.24	18.93
Short-circuit Current (I _{sc} /A)	13.87	11.23	13.95	11.30	14.04	11.37	14.12	11.44
Open-circuit Voltage (V _{oc} /V)	23.26	21.90	23.52	22.14	23.78	22.39	24.04	22.63
Module Efficiency STC (%)	21.6		22.0		22.4		22.9	

¹ Measurements according to IEC 60904-3, Measurement tolerance: I_{sc}: ±4%, V_{oc}: ±3%, Test uncertainty for P_{max}: ±3%, Bifaciality: 80%±5%

² STC (Standard Test Condition): Radiation 1000W/m², Module temperature 25°C, AM=1.5

³ NMOT: Radiation 800W/m², Ambient temperature 20°C, AM=1.5, Wind Speed 1m/s

Electrical Specifications¹ (BNPI²)

Nameplate Power (W)	255	260	265	270
Maximum Power (P _{max} /W)	282	287	293	298
Maximum Power Current (I _{mp} /A)	14.46	14.56	14.65	14.74
Maximum Power Voltage (V _{mp} /V)	19.48	19.74	20.00	20.26
Short-circuit Current (I _{sc} /A)	15.25	15.35	15.44	15.53
Open-circuit Voltage (V _{oc} /V)	23.26	23.52	23.78	24.04

¹ Measurements according to IEC 60904-3, Measurement tolerance: I_{sc}: ±4%, V_{oc}: ±3%, Test uncertainty for P_{max}: ±3%

² BNPI: Front radiation 1000W/m², Rear radiation 135W/m², Module temperature 25°C, AM=1.5

Temperature Characteristics

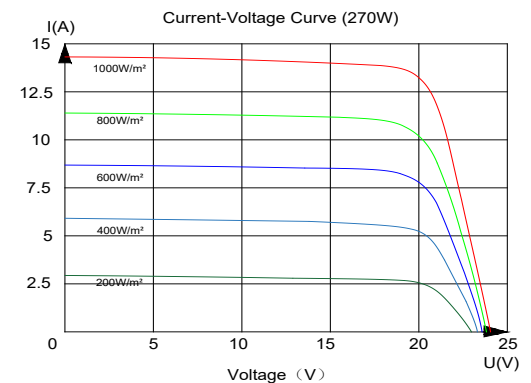
Nominal Module Operating Temperature (NMOT)	42±2 °C
Temperature Coefficient of P _{max} (%/°C)	-0.29
Temperature Coefficient of V _{oc} (%/°C)	-0.25
Temperature Coefficient of I _{sc} (%/°C)	+0.048

Packaging

Container	40HQ
Pallet Dimensions (mm)	1590x1140x888
Pieces per Pallet	36
Pieces per Container	1008

Operating conditions

Operating Temperature (°C)	-40 to +85
Maximum System Voltage (V)	1500 DC (IEC)
Overcurrent Protection Rating (A)	30
Power Output Tolerance (%)	0~3%
Protection Class	Class II
Max. Test Load, Push/Pull (Pa)	Front 8100 / Back 4000
Max. Design Load, Push/Pull (Pa)	Front 5400/ Back 2666



Hengdian Group DMEGC Magnetics Co., Ltd.
 Add: Hengdian Industrial Zone, Dongyang City Zhejiang Province, China 322118
 Tel: 0086-579-8658-8826 E-mail: solar@dmegec.com.cn Website: www.dmegecsolar.com

DMEGC Renewable Energy B.V.
 Add: Industrieweg 2, 2641 RM Pijnacker, Niederlande
 Tel: +31 (0) 85 8200765 E-mail: contact@dmegec.eu

Statement: The installation instructions and the warranty conditions must be followed. Due to technological progress, product parameters will be adjusted accordingly. When signing the contract, the latest data of the company shall prevail. All information in this data sheet corresponds to EN 50380. Changes and errors excepted. Document. EN DS-M10T-B32HBT-20250109.

©DMEGC 2024 – All Rights Reserved