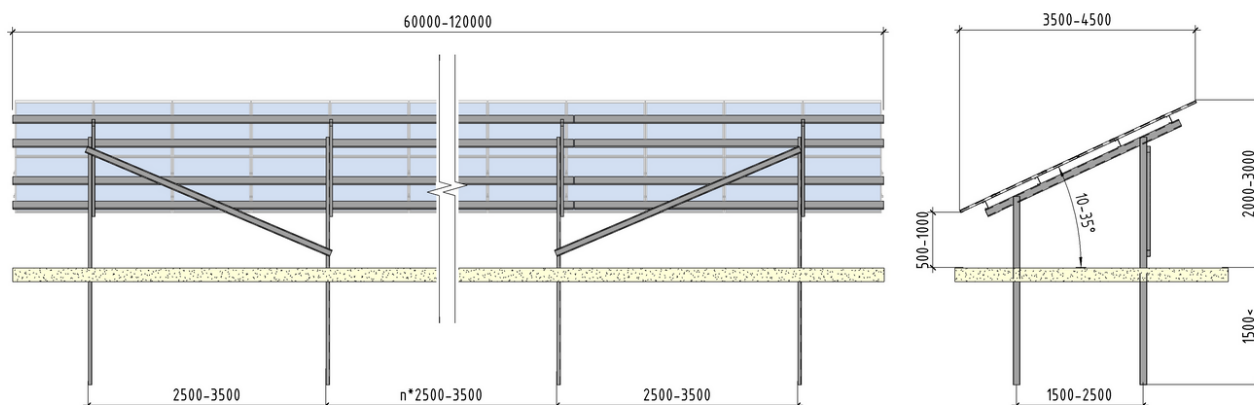


## DATA SHEET SMS-212 (for 60-154 cell of any types of PV modules)

Solar Mounting Systems (SMS) 212 are universal mounting systems for mounting photovoltaic modules in open areas.

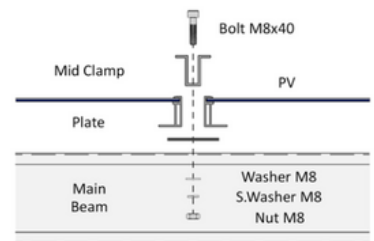
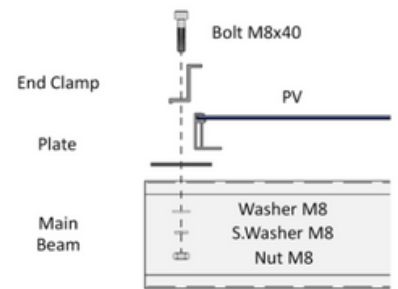


### Two-row portrait arrangement of PV modules Two support static construction



## TECHNICAL DATA

Field of application	Ground mounted
Type of soil	Suitable for most soil types
Module orientation	Portrait
PV modules	Suitable for all standard module types, including bifacial
Quantity of rows for PV modules	Two
Quantity of rows for piles	Two
Foundation options	Piles for ramming / piles for concreting / screw piles / anchoring
Fixed tilt angle	10-45°
Distance from the ground to the bottom of PV-module	0,5-1,0 m
Material used for structure	Steel coils S235JR/S355JR according to EN 10025 with anti-corrosion coating by hot-dip galvanizing according to ISO 1461:2009 Pre-galvanized steel coils S350GD according to EN 10326 with an anti-corrosion coating of at least 275 g/m <sup>2</sup> , including Corrender, PosMAC, Magnelis, etc.
Type of profiles used for structure	Piles - steel C-profile, U-profile, □-profile Diagonals - steel C-profile, L-special profile Main beams - steel Z-profile, C-profile, □-profile, perforated rail-profile
Clamps material	Aluminum clamps are made of aluminum alloy AlMg0.7Si (6060/6063) according to EN 573. An anodic coating with a thickness of at least 21 microns is applied to aluminum profiles in accordance with ISO 7599:2018.
Fixing hardware	Fixing hardware is produced of A2-70 stainless steel, ISO 3506-1:2009. It is allowed to use carbon steel hardware according to ISO 898-1:2013 with other types of coatings (galvanizing, Delta, HDG) with class quality 8.8. Metalware set M12 for fixing structure. Metalware set M8 for fixing PV modules.
Static principles	The design of the supporting structure and elements of the mounting system SMS-212 is carried out in accordance with the requirements of Eurocode EN 1990, EN 1991, EN 1993, EN 1090
Certifications and testing	ISO 9001, CE certificated
Country of Manufacturing	Ukraine



## Warranty conditions



Mounting systems are warranted by the Manufacturer for a period of 10 years, subject to the requirements of the Installation and Operation Manual, as well as the Working Design drawings.



Mounting systems coating is guaranteed according to ISO 9223 atmospheric corrosion category up to C3 (according to ISO1461 / ASTM A123 and ISO3575), against perforation corrosion, depending on the type of coating, for a period of:

- hot-dip galvanizing - 25 years;
- other types of coating - mentioned additionally in the specifications to the contract.



The lifetime of the Mounting systems is 25 years and can be extended over time.

