

LUXEN

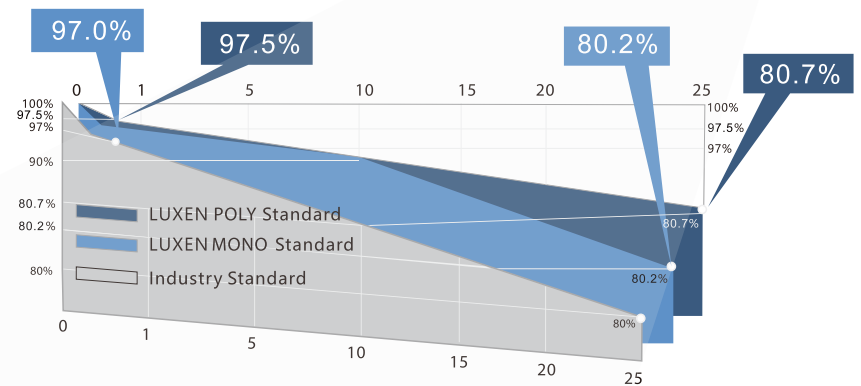
# LUXMAX<sup>®</sup> POLY 275-295w

LUXMAX<sup>®</sup> Plus series superhigh efficiency modules adopt advanced PERC technology (Passivated Emitter Rear Contact technology). Its higher conversion efficiency and better anti-PID performance bring installers the maximize power yield per unit area. They can meet your very strict requirement on quality and efficiency of modules.

60 cells  
Bigger PERC Cell



## LINEAR PERFORMANCE WARRANTY



ISO9001:2015  
management systems



IEC61215 & IEC61730  
standard quality



Smaller electric current, less CTM loss  
Lower risk of hot spot



Wind load up to 3800Pa  
Snow load up to 5400Pa



+5W  
0-5W positive power sorting



Stable performance under  
weak light conditions



25-year power warranty  
10-year product warranty



# POLY 275w-295w 60cells

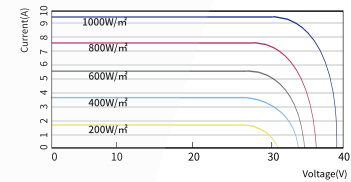
# LUXEN

## ELECTRICAL PARAMETERS

	LNSE-275P		LNSE-280P		LNSE-285P		LNSE-290P		LNSE-295P	
	STC	NOCT	STC	NOCT	STC	NOCT	STC	NOCT	STC	NOCT
Maximum Power (Pmax)	275W	204W	280W	207W	285W	211W	290W	214W	295W	220W
Open Circuit Voltage (Voc)	38.19V	35.95V	38.47V	36.22V	38.86V	36.51V	39.18V	36.79V	39.41V	37.13V
Short Circuit Current (Isc)	9.32A	7.33A	9.41A	7.40A	9.47A	7.46A	9.54A	7.53A	9.71A	7.73A
Voltage at Maximum Power (Vmpp)	31.36V	29.57V	31.64V	29.66V	31.89V	29.84V	32.14V	30.00V	31.90V	30.30V
Current at Maximum Power (Impp)	8.77A	6.90A	8.85A	6.98A	8.94A	7.06A	9.02A	7.14A	9.25A	7.26A
Module Efficiency(%)	16.55%		16.85%		17.16%		17.46%		17.76%	

**STC:** Irradiance 1000W/m<sup>2</sup>, cell temperature 25°C, AM1.5G  
**NOCT:** Irradiance 800W/m<sup>2</sup>, ambient temperature 20°C, wind speed 1m/s, AM1.5G

LNSE-290P/I-V



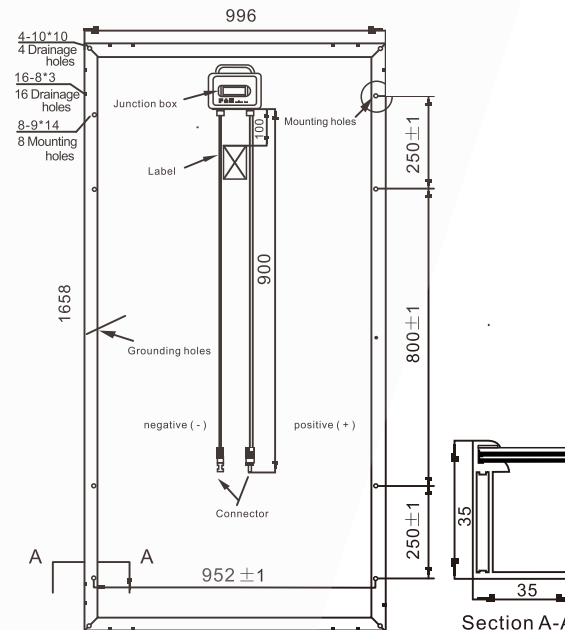
Operating Module Temperature	-40°C to +85°C
Maximun System Voltage	1500V DC(IEC)
Maximun Series Fuse Rating	20A
Power Tolerance	0/+5W
<b>Temperature Charateristics</b>	
Nominal Operating Cell Temperature(Noct)	45±2°C
Temperature Coefficient of Pmax	-0.36%/°C
Temperature Coefficient of Voc	-0.28%/°C
Temperature Coefficient of Isc	+0.05%/°C

## Packing Configuration

Container	20' GP	40' HQ
Pieces per pallet	30	30
Pallets per container	12	28
Pieces per container	360	840

## Mechanical Characteristics

Solar Cell	POLY
No.of Cells	60(6×10)
Dimensions	1658x1002x35mm
Weight	19.5 kgs
Front	Glass 3.2mm tempered glass
Frame	Anodized aluminium alloy
Junction Box	IP68 rated(3 by pass diodes)
Output Cables	4.0mm <sup>2</sup> , symmetrical length (-)900mm and (+)900mm
Connectors	MC4 compatible
Mechanical load test	5400Pa



LUXEN SOLAR ENERGY CO., LTD  
 T:+86 512 6708 1572  
 F:+86 512 6708 1570  
 sales@luxensolar.com  
 www.luxensolar.com



Note: Due to continuous technical innovation, R&D and improvement, technical data above mentioned may be of modification accordingly. LUXEN SOLAR have the sole right to make such modification at anytime without further notice.