



POWER GENERATION  
FOR GENERATIONS



## IS YOUR SOLAR GRID FUTURE READY?


---

NOVERGY'S IPCV MULTI-MODE INVERTERS OFFER ADVANCED FLEXIBILITY & FUNCTIONALITY IN A SINGLE PRODUCT. ONLY FEW CAN PROMISE.

## ADAPTIVE AND SMART WITH ROBUST FEATURES



The IPCV series is an intelligent & smart solar inverter for different scenarios in a single unit. Back up your solar power during the day to use at night. Feed power to the grid or use it as a grid-tie inverter with battery backup. Program and set up your priority power sources with the supporting software. During power failures the inverter automatically switches to emergency mode to extract power from the battery.



## MULTI-MODE OPERATION IN SINGLE UNIT

A single unit serves multiple purposes.

1. On-grid inverter
2. Off-grid Inverter
3. On-grid with Battery Backup
4. Serves as a UPS also




## BACK UP FOR LONGER DURATIONS

As compared to a conventional grid-tie inverter, IPCV series are able to not only feed-in power to the grid but also back up power for future usage or during power outage.



## REDUCES ELECTRICITY BILLS WITH SOLAR PRIORITY

The inverter uses the battery energy first when the photovoltaic (PV) energy is low. IPCV extracts AC power from the grid only when the battery's energy is low. Thus ensuring that the maximum energy from solar panels is utilized to feed the loads.



## RESPONDS TO POWER FAILURE RIGHT AWAY

Operates as an off-grid inverter to provide continuous power even without the grid. It is also a great power solution for remote regions or temporary AC power source. Further it also removes the need for a separate Home / Office UPS.



## RELIABLE AND SAFE WITH EFFICIENCY UPTO 96%

Pure Sine-wave output makes it ideal for all your appliances. like Fans, Lights, TV, Computer, etc. The solar MPPT charger draws maximum power from Solar panels and ensures that the solar energy harvest is most optimal.



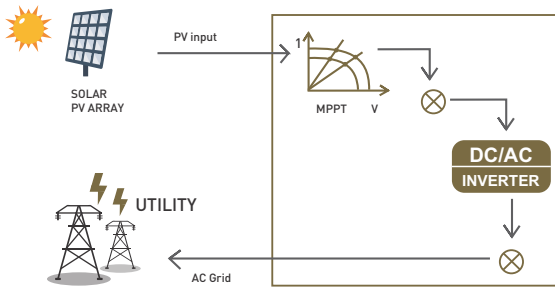
## LCD DISPLAY FOR REAL-TIME POWER TRACKING

- Self-consumption and Feed-in to the grid
- Programmable supply priority for PV, Battery or Grid
- User-adjustable battery charging current to optimise life for different types of batteries
- Programmable multiple operation modes: Grid-tie, off-grid and grid-tie with battery backup
- Built-in timer for on/off operation of modes

# MULTIPLE OPERATION MODES, A WIN-WIN FOR ALL SCENARIOS

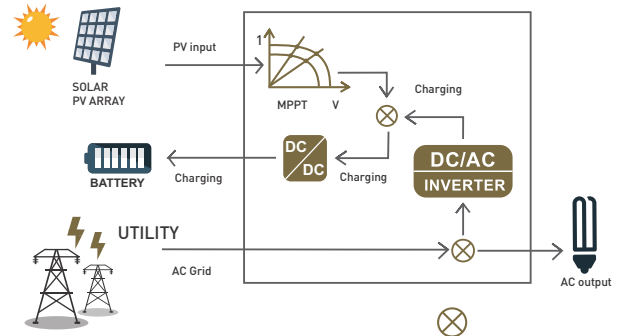
## Grid Tie:

Daytime or sunny day, caters to AC loads and works as an on grid inverter by exporting excess power to grid

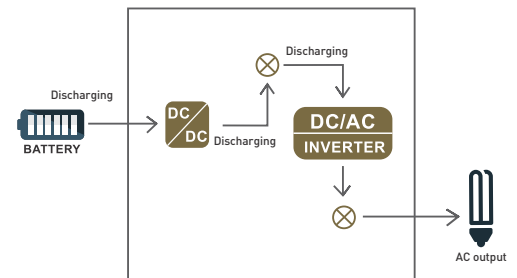


## Off Grid:

Daytime or sunny day, caters to AC loads and charges the battery

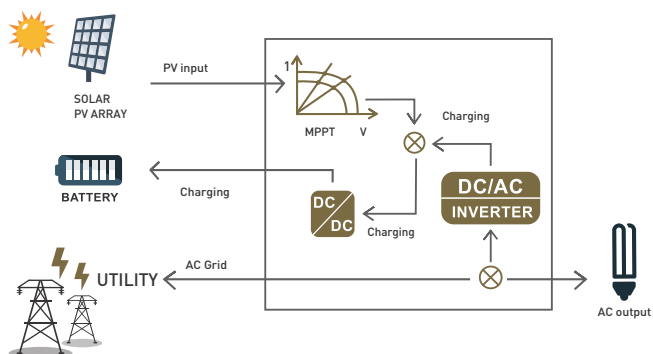


During night hours or while discharging or grid failure.

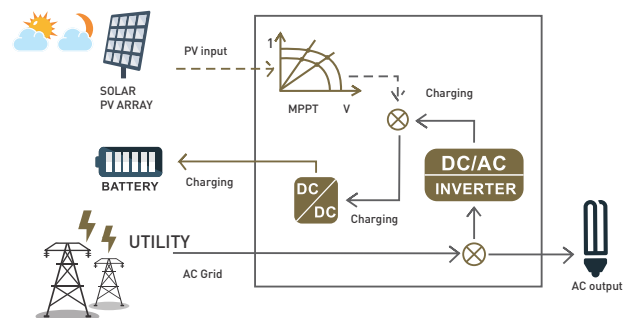


## Grid Tie with backup power

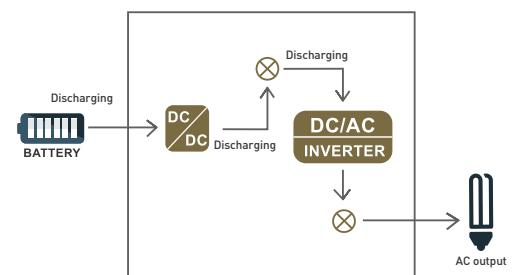
Daytime or sunny day, works as an on grid inverter and charges the battery



Cloudy or foggy day, works as an off grid inverter drawing balance power from grid if required.



During night hours or while discharging or grid failure.





# TECHNICAL SPECIFICATION

MODEL	2kw	3kw	4kW	5kw	10kw (~3phase)	15kw (~3phase)
PHASE	1-phase in/1-phase out				3-phase in/ 3-phase out	3-phase in/ 3-phase out
MAXIMUM PV INPUT POWER	2000 W	3000 W	4000 W	5000 W	14850 W	22500 W
RATED OUTPUT POWER	1500 W	2000 W	3000 W	5000 W	10000 W	15000 W
Nominal DC Voltage / Maximum DC Voltage	400 VDC	450 VDC	450 VDC	450 VDC	900 VDC	
MPP Voltage Range	120 VDC ~ 380 VDC	90 VDC ~ 430 VDC	120 VDC ~ 430 VDC	120 VDC ~ 430 VDC	400 VDC ~ 800 VDC	
Number of MPPT	1	1	1	1	2	2
GRID-TIE OPERATION						
GRID OUTPUT (AC)						
Nominal Output Voltage	220 / 230 / 240 VAC				230 VAC (P-N) / 400 VAC (P-P)	
Output Voltage Range	184 - 264.5 VAC or 195.5 - 253 VAC (Selectable)				184-265VAC*perphase	
Nominal Output Current	6.5A	8.7A	13 A	21.7A	14.5A /phase	21.7A /phase
Power Factor	>0.99					
EFFICIENCY						
Maximum Conversion Efficiency (DC/AC)	95%				96%	
OFF-GRID OPERATION						
GRID INPUT						
Acceptable Input Voltage Range	90 - 280 VAC or 170 - 280 VAC				170-280 VAC /phase	
Frequency Range	50Hz/60Hz (Auto sensing)					
Maximum AC Input Current	30A		40A			
BATTERY MODE OUTPUT (AC)						
Nominal Output Voltage	220 / 230 / 240 VAC				230 VAC (P-N) / 400VAC (P-P)	
Output Waveform	Pure Sine Wave					
Efficiency (DCtoAC)	93%				91%	
BATTERY & CHARGER						
Nominal DC Voltage	48VDC					
Maximum Charging Current	30A	60A	60A	80A	Default 60A, 10A-200A (Adjustable)	Default 60A 5A-300A (Adjustable)
GENERAL						
PHYSICAL						
Dimension, DXWXH (mm)	100 x 300 x 440	120 x 295 x 468	120 x 295 x 468	120 x 295 x 468	167.2 x 500 x 622	219 x 650 x 820
Net Weight (kgs)	8	11	11	12	40	62
INTERFACE						
Parallel Function	N/A	Yes, upto 9 units	Yes, upto 9 units	Yes, upto 9 units	Yes, upto 6 units	Yes, upto 6 units
Communication Port	USB, RS-232					USB, RS-232 and dry contact
ENVIRONMENT						
Humidity	0~90%RH (Non condensing)					
Operating Temperature	0 to 40°C				-10 to 55°C	

\*Specifications are subject to change without prior notice

# Get Future Ready.

For further details :-

Write to [enquiry@novergy.net](mailto:enquiry@novergy.net) | [info@novergy.co.in](mailto:info@novergy.co.in)

Visit us at [novergy.co.in](http://novergy.co.in)