


18 Series

MBB Half Cell Mono

530-550W



Products Features




Half-cut cell technology

Lower internal current, lower power loss



Excellent weak light performance

More power output in weak light condition



Lower the risk of hot spot


Special design with lower hot spot temperature



Lower LCOE

Higher Power Generation, Lower LCOE.

Warranty



15 YEARS Product quality and process guarantee

25 YEARS Linear power guarantee

2% First year power degradation

0.55% Annual degradation over 25 years

System

- IEC 61215, IEC61730
- ISO9001: Quality Management System
- ISO14001: Environment Management System
- ISO45001: Occupational Health and Safety Management System



www.jsun-solar.com

Email: sales@jsun-solar.com

Electrical Characteristics

Maximum Power (P _{max} /W)	530	535	540	545	550
Open Circuit Voltage (V _{oc} /V)	49.26	49.34	49.42	49.51	49.60
Short Circuit Current (I _{sc} /A)	13.71	13.79	13.85	13.94	14.04
Voltage at Maximum Power (V _{mpp} /V)	41.35	41.5	41.65	41.8	41.95
Current at Maximum Power (I _{mp} /A)	12.82	12.9	12.97	13.04	13.11
Module Efficiency (η%)	20.7	20.9	21.1	21.3	21.5

Temperature Ratings

Temperature Coefficient of P_{max} -0.35%/°C

Temperature Coefficient of V_{oc} -0.27%/°C

Temperature Coefficient of I_{sc} +0.05%/°C

Working Temperature -40°C-80°C

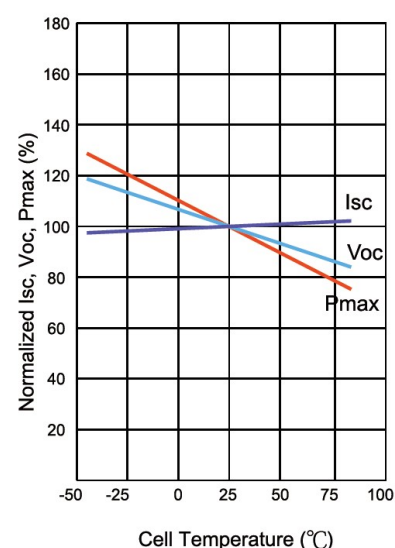
Normal Module Operating Temperature (NMOT) 45±2°C

Mechanical Characteristics

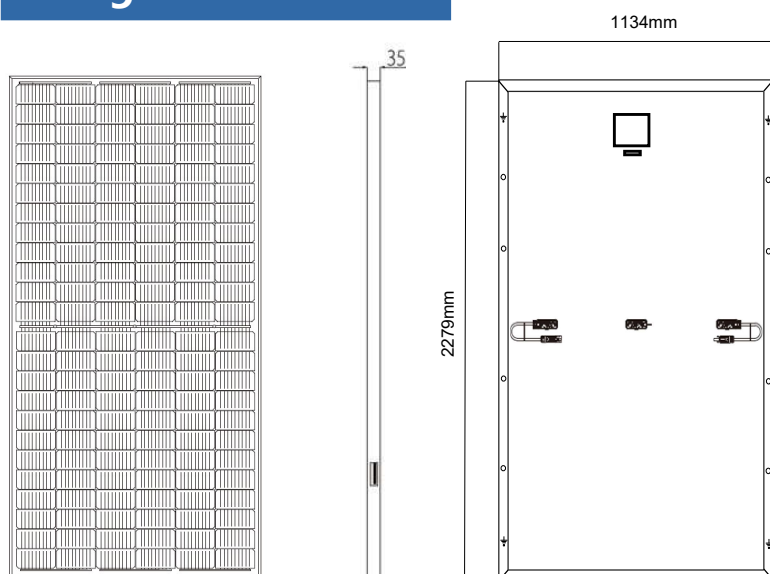
Cell type	Monocrystalline silicon 182mm
Number of cells	144(6*24)
Dimensions	2279*1134*35mm
Weight	27.5kg
Cables	4mm ² , 300mm OR customized length
Junction Box	IP68 Rated
Maximum System Voltage	1500VDC
Glass	3.2mm Tempered glass
Frame	Anodized aluminum ally
Connectors	MC4 compatibility
Packing	31pcs/Pallet

I-V Curve

Temperature Dependence of I_{sc}, V_{oc}, P_{max}



Design



Current-Voltage & Power-Voltage Curves

