


EliTe PLUS

PV MODULE

- ET-M754BH395WW/WB 395W
- ET-M754BH400WW/WB 400W
- ET-M754BH405WW/WB 405W
- ET-M754BH410WW/WB 410W
- ET-M754BH415WW/WB 415W



1500

High Voltage

UL and IEC 1500V certified; lowers BOS costs and yields better LCOE



High Efficiency

Higher module conversion efficiency benefit from half cell structure (low resistance characteristic).



PID Resistance

Excellent Anti-PID performance guarantee limited power degradation for mass production.



Low-light Performance

Advanced glass and cell surface textured design ensure excellent performance in low-light environment.



Severe Weather Resilience

Certified to withstand: wind load (2400 Pascal) and snow load (5400 Pascal).



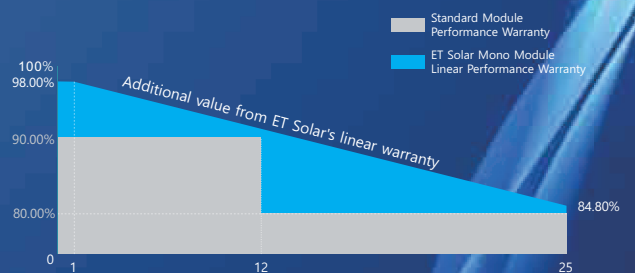
Durability Against Extreme Environmental Conditions

High salt mist and ammonia resistance certified by TUV SUD.

IEC61215
IEC61730
UL61215
UL61730



WARRANTY



25 25-years Linear Performance Warranty

12 12-years Product Material & Workmanship

0.55 1st year ≤ 2%, 2nd~25th years ≤ 0.55% / year



M/ET-PD-EN-EU2021V4

ELECTRICAL SPECIFICATIONS

Module Type	ET-M754BH395WW ET-M754BH395WB	ET-M754BH400WW ET-M754BH400WB	ET-M754BH405WW ET-M754BH405WB	ET-M754BH410WW ET-M754BH410WB	ET-M754BH415WW ET-M754BH415WB
Maximum Power $-P_{mp}$ (W)	395	400	405	410	415
Open Circuit Voltage $-V_{oc}$ (V)	36.98	37.07	37.23	37.32	37.45
Short Circuit Current $-I_{sc}$ (A)	13.70	13.79	13.87	13.95	14.02
Maximum Power Voltage $-V_{mp}$ (V)	30.84	31.01	31.21	31.45	31.61
Maximum Power Current $-I_{mp}$ (A)	12.81	12.90	12.98	13.04	13.13
Module Efficiency STC- η_m (%)	20.2%	20.5%	20.7%	21.0%	21.3%
Power Tolerance (W)	(0 , +4.99)				
Maximum System Voltage	1500VDC				
Maximum Series Fuse Rating	25A				
Operating Temperature	-40~+85 °C				
Nominal Operating Cell Temperature	45±2 °C				

STC: Irradiance 1000 W/m² module temperature 25°C AM=1.5

ELECTRICAL SPECIFICATIONS(NOCT)

Module Type	ET-M754BH395WW ET-M754BH395WB	ET-M754BH400WW ET-M754BH400WB	ET-M754BH405WW ET-M754BH405WB	ET-M754BH410WW ET-M754BH410WB	ET-M754BH415WW ET-M754BH415WB
Maximum Power $-P_{mp}$ (W)	298	302	306	310	314
Open Circuit Voltage $-V_{oc}$ (V)	34.75	34.88	35.12	35.23	35.37
Short Circuit Current $-I_{sc}$ (A)	10.96	11.03	11.10	11.16	11.22
Maximum Power Voltage $-V_{mp}$ (V)	29.08	29.26	29.47	29.72	29.89
Maximum Power Current $-I_{mp}$ (A)	10.25	10.32	10.38	10.43	10.50

MECHANICAL SPECIFICATIONS

External Dimension	1722 x 1134 x 35mm
Weight	21.5kg
Solar Cells	PERC Mono crystalline 182 x 91 mm (108pcs)
Front Glass	3.2mm AR coating tempered glass
Frame	Anodized aluminium alloy
Junction Box	IP68, 3 diodes
Cable Length (Including Connector)	4.0 mm ² (12AWG), Portrait:300mm(+)/400mm(-);Or customized
Connector	MC4 Compatible

APPLICATION CONDITIONS

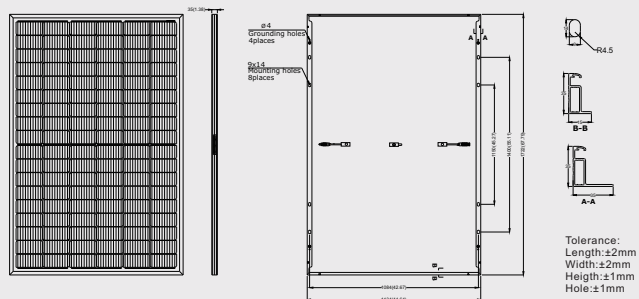
Pmax Temperature Coefficient	-0.340%/°C
Voc Temperature Coefficient	-0.263%/°C
Isc Temperature Coefficient	+0.054%/°C
Fire Performance	Class C(IEC)/Type 1(UL)

PACKING MANNER

Container	40'HQ
Pieces per Pallet	31
Pallets per Container	22
Pieces per Container	806

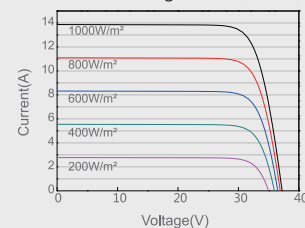
PHYSICAL CHARACTERISTICS

Unit:mm

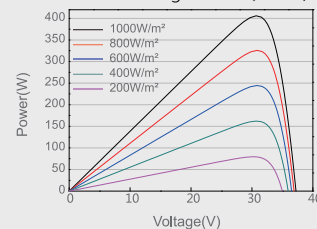


* The above drawing is a graphical representation of the product.
For engineering quality drawings please contact ET Solar.

Current-Voltage Curve (405W)



Power-Voltage Curve (405W)



Note: the specifications are obtained under the Standard Test Conditions (STCs): 1000 W/m² solar irradiance, 1.5 Air Mass, and cell temperature of 25°C. The NOCT is obtained under the Test Conditions: 800 W/m², 20°C ambient temperature, 1m/s wind speed, AM 1.5 spectrum.

Please contact info@etsolar.com for technical support. The actual transactions will be subject to the contracts. This parameters is for reference only and it is not a part of the contracts. The specifications are subject to change without prior notice.