


HIPRO

TP672M
TP672M(H) **72-cell**

375 - 390W
mono perc



KEY FEATURES

Anti
PID

Excellent Anti-PID performance

2 times of industry standard Anti-PID test by TUV SUD



IP68 junction box

High waterproof level



Lower temperature coefficients

Enhance power generation

SYSTEM & PRODUCT CERTIFICATES

- IEC 61215 / IEC 61730 / UL 1703
- ISO 9001: 2015 Quality Management System
- ISO 14001: 2015 Environment Management System
- ISO 45001: 2018 Occupational Health and Safety Management Systems

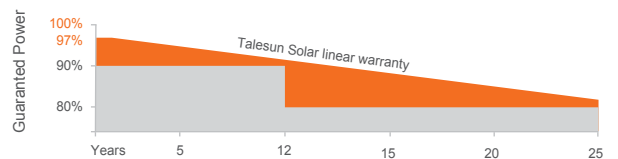


PERFORMANCE WARRANTY

12 years
Quality assurance

25 years
Power output guarantee

■ Talesun standard
■ Industry standard



ELECTRICAL PARAMETERS

Performance at STC (Power Tolerance 0 ~ +3%)

Maximum Power (Pmax/W)	375	380	385	390
Operating Voltage (Vmpp/V)	39.3	39.6	39.8	40.0
Operating Current (Impp/A)	9.55	9.60	9.68	9.75
Open-Circuit Voltage (Voc/V)	48.0	48.3	48.5	48.7
Short-Circuit Current (Isc/A)	10.15	10.20	10.28	10.35
Module Efficiency ηm(%)	18.9	19.2	19.4	19.7

Performance at NMOT

Maximum Power (Pmax/W)	280	283.6	287.4	290.9
Operating Voltage (Vmpp/V)	36.5	36.8	36.9	37.1
Operating Current (Impp/A)	7.67	7.71	7.78	7.83
Open-Circuit Voltage (Voc/V)	44.7	45.0	45.2	45.4
Short-Circuit Current (Isc/A)	8.19	8.23	8.3	8.35

STC: Irradiance 1000W/m², Cell Temperature 25°C, Air Mass AM1.5 NMOT: Irradiance at 800W/m², Ambient Temperature 20°C, Air Mass AM1.5, Wind Speed 1m/s

MECHANICAL SPECIFICATION

Cell Type	Mono-Crystalline Silicon (5Busbar/ 12Busbar)
Cell Dimensions	158.75*158.75mm (6inches)
Cell Arrangement	72 (6*12)
Weight	22.5kg (49.6lbs)
Module Dimensions	1979*1002*35mm (77.91*39.45*1.38inches)
Cable Length	1200mm (42.24inches)
Cable Cross Section Size	4mm ² (0.006inches ²)
Front Glass	3.2mm High Transmission, Tempered Glass
No. of Bypass Diodes	3/6
Packing Configuration (1)	31pcs/carton, 682pcs/40hq
Packing Configuration (2)	31+4pcs/carton, 726pcs/40hq
Frame	Anodized Aluminium Alloy
Junction Box	IP68

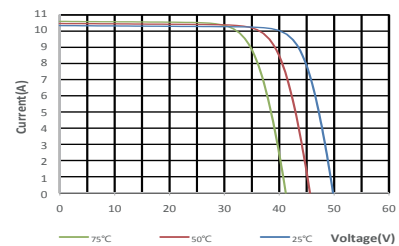
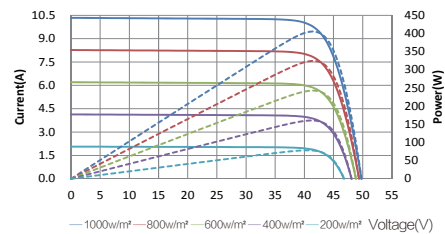
OPERATING CONDITIONS

Maximum System Voltage	1000V/1500V/DC(IEC)
Operating Temperature	-40°C ~ +85°C
Maximum Series Fuse	20A
Static Loading	5400pa
Conductivity at Ground	≤0.1Ω
Safety Class	II
Resistance	≥100MΩ
Connector	MC4 Compatible

TEMPERATURE COEFFICIENT

Temperature Coefficient Pmax	-0.36%/°C
Temperature Coefficient Voc	-0.26%/°C
Temperature Coefficient Isc	+0.043%/°C
NMOT	43±2°C

I-V CURVE



TECHNICAL DRAWINGS

