

# PERC MONOCRYSTALLINE 144PM-HC

- ◆ TT465-144PM-HC 465 Wp
- ◆ TT460-144PM-HC 460 Wp
- ◆ TT455-144PM-HC 455 Wp
- ◆ TT450-144PM-HC 450 Wp
- ◆ TT445-144PM-HC 445 Wp
- ◆ TT440-144PM-HC 440 Wp
- ◆ TT435-144PM-HC 435 Wp
- ◆ TT430-144PM-HC 430 Wp
- ◆ TT425-144PM-HC 425 Wp
- ◆ TT420-144PM-HC 420 Wp



## High Conversion Efficiency

High panel efficiency to guarantee high power output



## Self-Cleaning And Anti-Reflection Glass

Coating glass for self-cleaning reduces surface dust



## Outstanding Low Irradiation Glass

Outstanding panel performance even in weak light conditions



## Excellent Durability

Wind load up to 2400 Pa, Snow load up to 5400 Pa



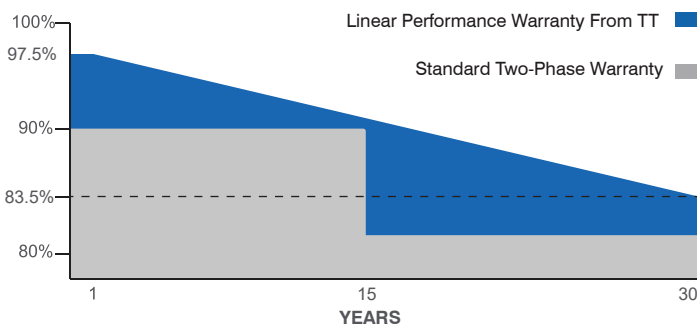
## 0~ +5Wp Positive Power Tolerance



## Easy Installation



9BB



## Half-Cut



IEC 61215, IEC 61730-1, IEC 61730-2  
IEC 62804 PID (POTENTIAL INDUCED DEGRADATION)  
IEC 61701 SALT MIST CORROSION  
IEC 62716 AMMONIA CORROSION  
ISO 9001:2015, ISO 14001:2015, ISO 45001:2018



- ✓ 30 Years Performance Warranty
- ✓ 15 Years Product Warranty

Model Type	TT420 144PM-HC	TT425 144PM-HC	TT430 144PM-HC	TT435 144PM-HC	TT440 144PM-HC	TT445 144PM-HC	TT450 144PM-HC	TT455 144PM-HC	TT460 144PM-HC	TT465 144PM-HC
Peak Power (Pmax)	420 Wp	425 Wp	430 Wp	435 Wp	440 Wp	445 Wp	450 Wp	455 Wp	460 Wp	465 Wp
Module Efficiency	19.30	19.52	19.75	20.00	20.20	20.40	20.70	20.90	21.13	21.36
Maximum Power Voltage (Vmp)	40.20	40.40	40.60	40.80	41.00	41.20	41.40	41.60	41.80	42.00
Maximum Power Current (Imp)	10.45	10.52	10.60	10.67	10.74	10.81	10.87	10.94	11.00	11.07
Open Circuit Voltage (Voc)	48.00	48.20	48.40	48.60	48.80	49.00	49.20	49.40	49.60	49.80
Short Circuit Current (Isc)	11.17	11.25	11.32	11.40	11.47	11.54	11.61	11.67	11.74	11.80
Power Tolerance	0~+5W									
Maximum System Voltage	1500V DC									
Operating Temperature	-40 ~ +85°C									
Fire Safety Class	C									
Maximum Series Fuse Rating	20A									

## MECHANICAL SPECIFICATIONS

Cell Dimensions (mm)	166x83
Cells per Module (pcs)	144 (24x6)
Weight (kg)	24.5
Panel Dimensions (mm)	2095x1039x40
Max. Wind/Snow Load (Pa)	2400/5400
Junction Box	IP68
Junction Box Cable Length (mm)	350-1200

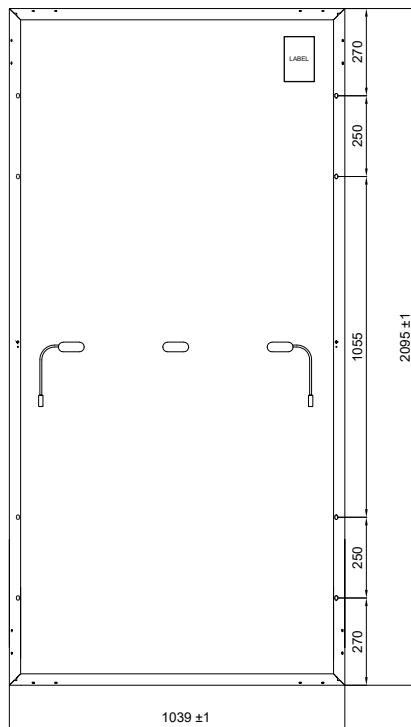
## TEMPERATURE CHARACTERISTICS

Temp. Coeff. of (Isc)	0.050%/°C
Temp. Coeff. of (Voc)	-0.304%/°C
Temp. Coeff. of (Pmax)	-0.360%/°C

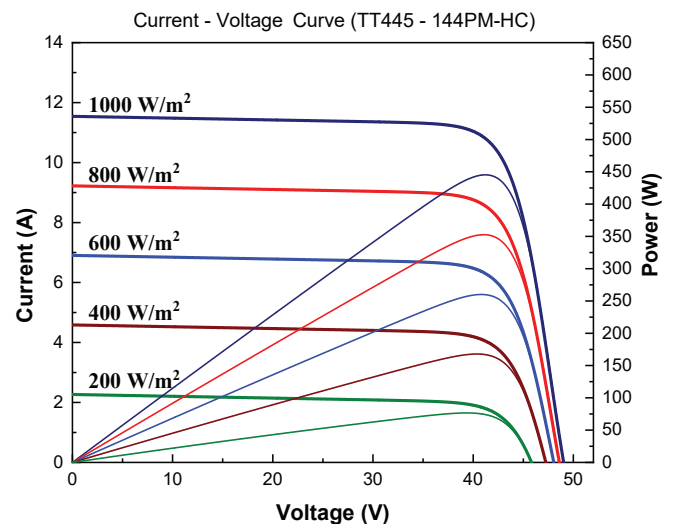
## PACKING CONFIGURATION

Container	20' GP	40' GP
Pieces per Pallet	27	27
Pieces per Container	270	594
Pallets per Container	10	22

## PHYSICAL CHARACTERISTICS



## ELECTRICAL CHARACTERISTICS



\*Note: The specifications are obtained under the standard test conditions: 1000W/m2 solar irradiance, 1.5 air mass and cell temperature of 25°C. Measurement uncertainty for all panels is 6%. The actual values will be subject to the contracts. These parameters are for reference only not a part of the contracts. The specifications are subject to change without prior notice.