

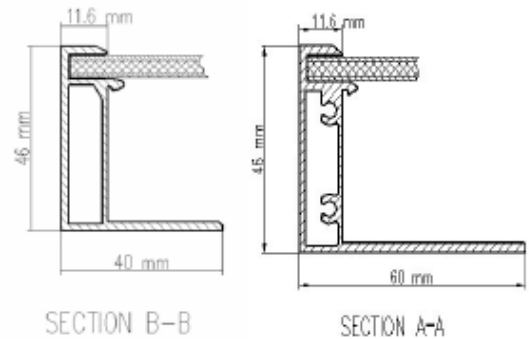
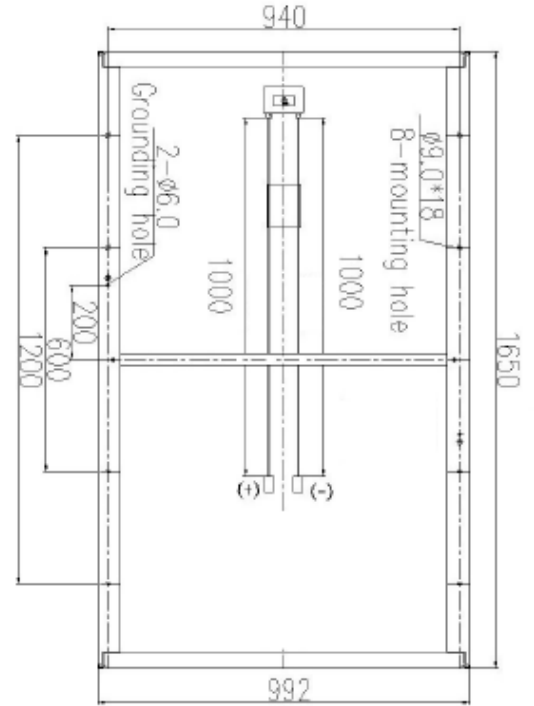
Saturday, January 22, 2011

STC	S-220D	S-225D	S-230D	S-235D	S-240D
Nominal peak power	220W	225W	230W	235W	240W
Open circuit voltage	36.9V	37.1V	37.2V	37.4V	37.5V
Max. power voltage	28.9V	29.3V	29.7V	30.1V	30.5V
Short circuit current	8.17A	8.25A	8.34A	8.42A	8.49A
Max. power current	7.62A	7.68A	7.75A	7.81A	7.87A
module efficiency	13.5%	13.8%	14.0%	14.4%	14.7%
Power output tolerances	±3%				
Max. system voltage	1,000 VDC				
Max. series fuse rating	15A				
Operating temperature	- 40°C to + 85°C				
*Electrical parameters at STC (1,000 W/m <sup>2</sup> , 25°C, AM 1.5 according to EN 60904-3)					

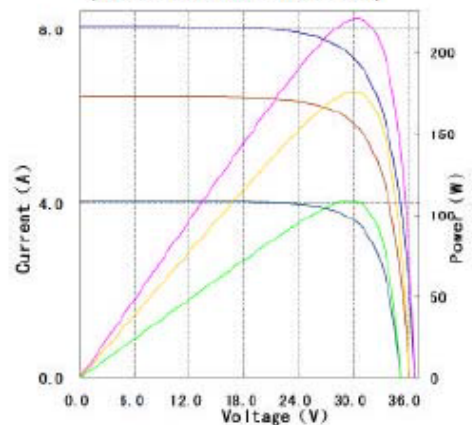
NOCT	S-220D	S-225D	S-230D	S-235D	S-240D
Nominal peak power	158W	161W	165W	168W	172W
Open circuit voltage	33.6V	33.8V	33.9V	34.0V	34.1V
Max. power voltage	25.7V	26.1V	26.4V	26.8V	27.1V
Short circuit current	6.58A	6.64A	6.71A	6.78A	6.83A
Max. power current	6.13A	6.18A	6.24A	6.29A	6.34A
NOCT	46°C ± 2°C				
*Electrical parameters at NOCT (800 W/m <sup>2</sup> , 20°C, AM 1.5 according to EN 60904-3)					

Temperature coefficients	
$\gamma_{Pm}$	-0.46%/K
$\alpha_{Isc}$	0.046%/K
$\beta_{Voc}$	-0.34%/K

Mechanical parameters	
Module dimension	1650*992*46(mm)
Weight	23.0kg
Max. wind Load	2400pa
Max. snow Load	5400pa
Cell dimension	156*156
Cell type	60(6*10) / Polycrystalline
Packing method	546pcs/40'HC 390pcs/40'



Current, power VS voltage characteristics (solar irradiant: 100%, 80%, 50%)



\*Design and specifications are subject to change without notice.