

Lithium Iron Phosphate (LiFePO₄) Battery

AJ-LFP12.8V9AH

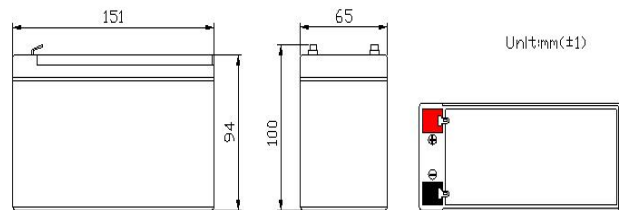
Features

- ◆ Using the technology of lithium iron phosphate cell, superior safety, thousands of cycles, 100%DOD, under normal conditions
- ◆ Built-in automatic protection for over-charge, over discharge, over current and over temperature
- ◆ Maintenance free
- ◆ Internal cell balancing
- ◆ Lighter weight: About 40% ~50% of the weight of a comparable lead acid battery.
- ◆ Can be charged using most standard lead-acid charges (set)
- ◆ Wider temperature range:-20°C~60°C



Application

- ◆ UPS
- ◆ Solar & Wind power system
- ◆ Golf Cart
- ◆ Electric vehicle , E-bike, E-rickshaw e.g.
- ◆ Lighting

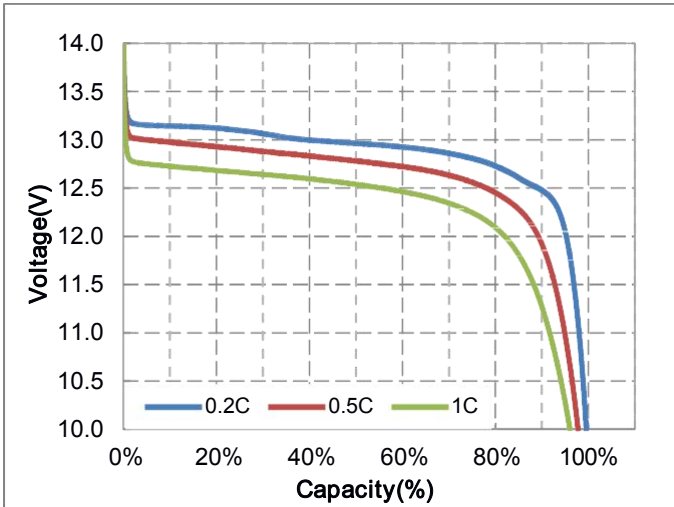
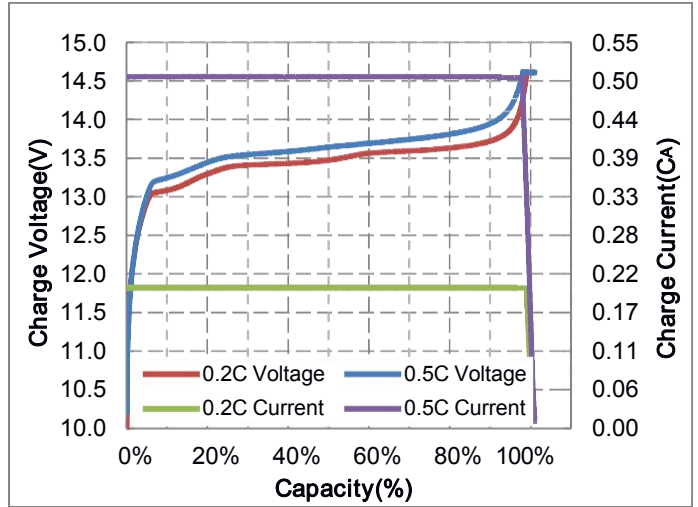
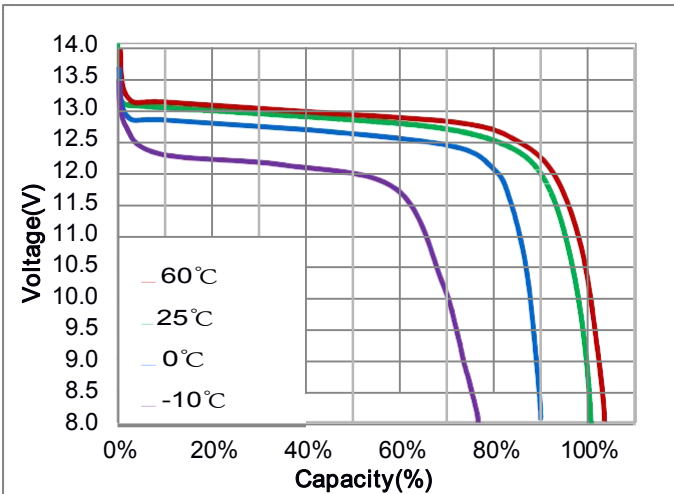
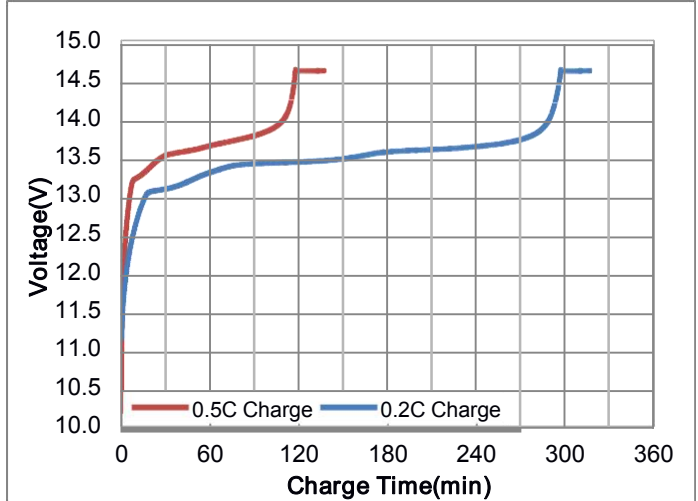
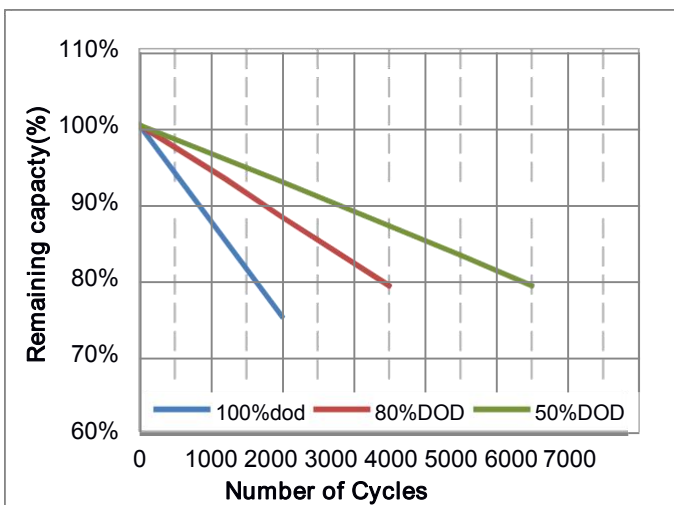


General Specification

Electrical Characteristics	Nominal Voltage	12.8V
	Nominal Capacity	9Ah@0.2C
	Energy	115.2Wh
	Internal Resistance	≤80mΩ
	Cycle Life	>2000 Cycles @ 0.2C Charge/Discharge at 100%DOD,End of Life 70% Capacity.
Standard Charge	Months Self Discharge	≤3.5% per month at 25°C
	Charge Voltage	(14.6±0.2) V
	Charge Mode (CC/CV)	At 0°C~45°C temperature, charged to 14.6V at a constant current of 0.2C ₅ A, and then,changed continuously with constant voltage of 14.6V until the current was not more than 0.02C ₅ A.
	Charger Current	1.8A
Standard Discharge	Max.Charge Current	4.5A
	Discharge Current	1.8A
	Max. Continuous Current	9A
	Max.Pulse Current	20A(<3S)
Environmental	Discharge Cut-off Voltage	10.0V
	Charge Temperature	0°C to 45°C (32°F to 113°F) @60±25% Relative Humidity
	Discharge Temperature	-20°C to 60°C (-4°F to 140°F) @60±25% Relative Humidity
	Storage Temperature	0°C to 45°C (32°F to 113°F) @60±25% Relative Humidity
Mechanical	Water Dust Resistance	IP55
	Cell & Method	IFR26650 N30,4S3P
	Plastic Case	ABS
	Dimension(L*W*H*TH)	(151*65*94*100) mm
	Weight	Approx. 1.34Kg
	Terminal	F2

Lithium Iron Phosphate (LiFePO₄) Battery

AJ-LFP12.8V9AH

Different Rate Discharge Curve @ 25°C

Charge Characteristics @0.2C&0.5C, 25°C

Different Temperature Discharge Curve @0.5C, 25°C

Charge Characteristics @0.2C&0.5C, 25°C

Different DOD Discharge Cycle Life Curve @0.5C, 25°C

Open circuit voltage VS SOC%
