

Mono-Crystalline Solar PV Module 60 Cells Series (156MMX156MM)



Performance

- ♦ Water resistant junction box IP67, IP68 with bypass diode and high strength polymer sheet on module's rear ensures module is sealed from moisture and mechanical damage
- ♦ AR coating low iron pattern tempered glass
- ♦ UV protection
- ♦ Unique drainage hole design and clear anodized aluminum frame
- ♦ PV cable with Connector type MC4

Quality and Reliability

- ♦ Superior reliability with guaranteed 0~5W power output tolerance
- ♦ 15 years warranty on materials and workmanship,
- ♦ 25 years linear power warranty, 97% in the first year, 91% in 10th year, and ending with 80% in 25th year
- ♦ Cells are individually tested, characterized and modulated prior to interconnection
- ♦ Test and produce standard: IEC61215, IEC61730, ISO 9001:2008, ISO14001:2004, OHSAS18001:2007, TIS18001:2011, TIS1843:2553, TIS2580:2555

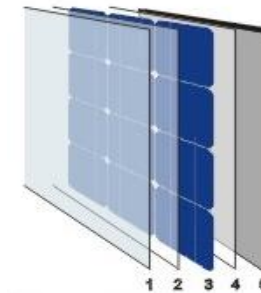
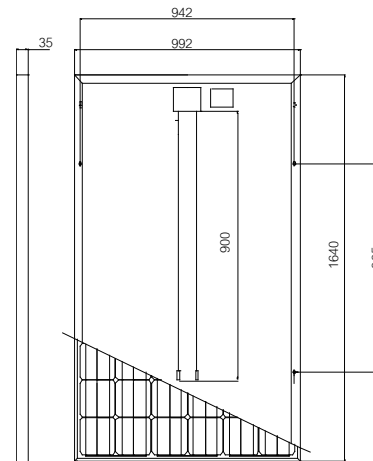
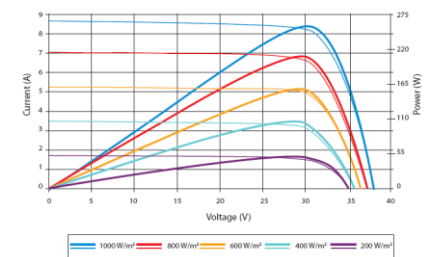
Electrical Characteristics

Specification	F-235M	F-240M	F-245M	F-250M	F-255M	F-260M	F-265M	F-270M
Rating power at STC (Wp)	235W	240W	245W	250W	255W	260W	265W	270W
Open circuit voltage (Voc)	37.5V	37.6V	37.8V	37.9V	38.0V	38.1V	38.2V	38.3V
Short circuit current (Isc)	8.35A	8.45A	8.55A	8.65A	8.75A	8.85A	8.95A	9.05A
Rated voltage (Vm)	29.8V	30.0V	30.2V	30.4V	30.6V	30.8V	31.0V	31.2V
Rated current (Im)	7.90A	8.00A	8.13A	8.24A	8.35A	8.46A	8.55A	8.65A
Module efficiency (%)	14.44%	14.75%	15.06%	15.37%	15.67%	15.98%	16.29%	16.60%
Power tolerance	0 ~ 5 W							
Temperature coefficient of Pm	-0.40%/K							
Temperature coefficient of Isc	+0.052%/K							
Temperature coefficient of Voc	-0.31%/K							
Maximum system voltage	DC600v (UL) / DC1000V (IEC)							
All technical data at STC: AM1.5; 1000W/m ² ; 25°C								

Mechanical Characteristics

Solar Cell	Monocrystalline 156 x 156 mm (6 inches)
No. of cells	60 (6X10)
Nominal Operating Cell Temperature (NOCT)	46 ± 2 °C
Operation temperature	From -40 to + 85 °C
Typical Application	24V DC
Max series fuse rating	15A
Max wind resistance	2400Pa
Surface max. load capacity	5400Pa
Weight	18.3kg
Dimension	1640X992X35MM

Current-Voltage & Power-Voltage Curve (2555-20)



1. Tempered glass
2. EVA
3. Cells
4. EVA
5. Back sheet