


MONOCRYSTALLINE MODULE



ADVANCED PERFORMANCE & PROVEN ADVANTAGES

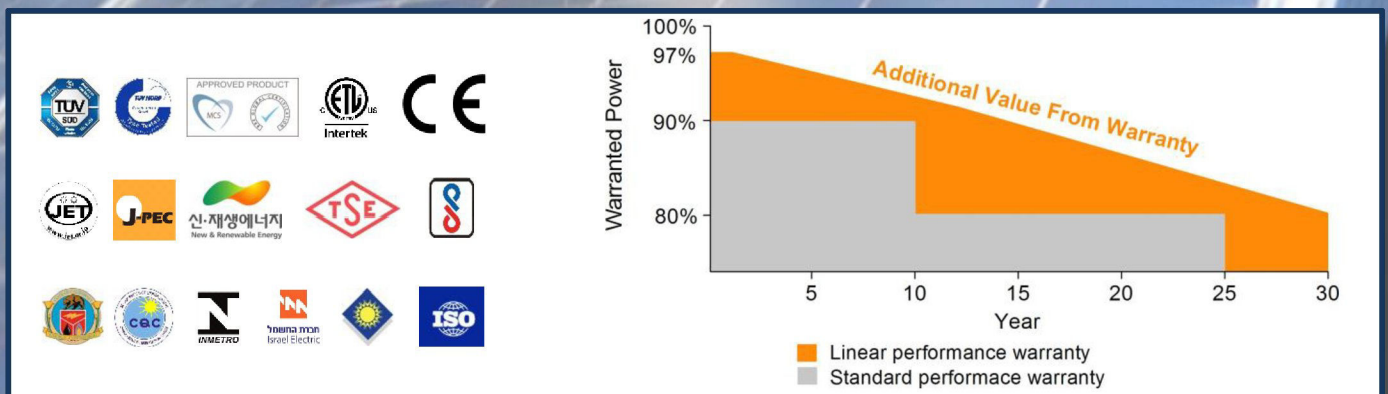
- High module conversion efficiency up to 20.36% by using innovative Half-cell design and five busbar cell technology.
- Low temperature coefficient and excellent performance under high temperature and low light conditions.
- Robust aluminum frame ensures the modules to withstand wind loads up to 2400Pa and snow loads up to 5400Pa.
- High reliability against extreme environmental conditions (passing salt mist, ammonia and hail tests).
- Potential induced degradation (PID) resistance.
- Positive power tolerance of 0 ~ +3 %.

CERTIFICATIONS

- IEC 61215, IEC 61730, UL 1703, IEC 62716, IEC 61701, IEC TS 62804, CE, CQC, ETL(USA), JET(Japan), J-PEC(Japan), KS(South Korea), BIS(India), MCS(UK), CEC(Australia), FSEC(FL-USA), CSI Eligible(CA-USA), Israel Electric(Israel), InMetro(Brazil), TSE(Turkey)
- ISO9001:2015: Quality management system
- ISO14001:2015: Environmental management system
- OHSAS18001:2007: Occupational health and safety management system

SPECIAL WARRANTY

- 12 years limited product warranty.
- Limited linear power warranty: 12 years 91.2% of the nominal power output, 30 years 80.6% of the nominal power output.



ELECTRICAL CHARACTERISTICS AT STC

Maximum Power (P_{max})	380W	385W	390W	395W	400W	405W	410W
Open Circuit Voltage (V_{oc})	48.8V	49.0V	49.2V	49.4V	49.6V	49.8V	50.0V
Short Circuit Current (I_{sc})	9.97A	10.04A	10.11A	10.18A	10.25A	10.32A	10.39A
Voltage at Maximum Power (V_{mp})	40.4V	40.6V	40.8V	41.0V	41.2V	41.4V	41.6V
Current at Maximum Power (I_{mp})	9.41A	9.49A	9.56A	9.64A	9.71A	9.79A	9.86A
Module Efficiency (%)	18.87	19.12	19.36	19.61	19.86	20.11	20.36
Operating Temperature	-40°C to +85°C						
Maximum System Voltage	1000V DC/1500V DC						
Fire Resistance Rating	Type 1(in accordance with UL1703)/Class C(IEC61730)						
Maximum Series Fuse Rating	20A						

STC: Irradiance 1000W/m², Cell temperature 25°C, AM1.5

ELECTRICAL CHARACTERISTICS AT NOCT

Maximum Power (P_{max})	285W	289W	293W	296W	300W	304W	308W
Open Circuit Voltage (V_{oc})	44.9V	45.1V	45.3V	45.5V	45.7V	45.9V	46.1V
Short Circuit Current (I_{sc})	8.08A	8.13A	8.19A	8.25A	8.30A	8.36A	8.42A
Voltage at Maximum Power (V_{mp})	36.8V	37.0V	37.2V	37.4V	37.6V	37.8V	38.0V
Current at Maximum Power (I_{mp})	7.75A	7.82A	7.88A	7.92A	7.98A	8.05A	8.11A

NOCT: Irradiance 800W/m², Ambient temperature 20°C, Wind Speed 1 m/s

MECHANICAL CHARACTERISTICS

Cell type	Monocrystalline
Number of cells	144 (6x24)
Module dimensions	2010x1002x40mm (79.13x39.45x1.57inches)
Weight	22kg (48.5lbs)
Front cover	3.2mm (0.13inches) tempered glass with AR coating
Frame	Anodized aluminum alloy
Junction box	IP68, 3 diodes
Cable	4mm ² (0.006inches ²)
Connector	MC4 or MC4 compatible

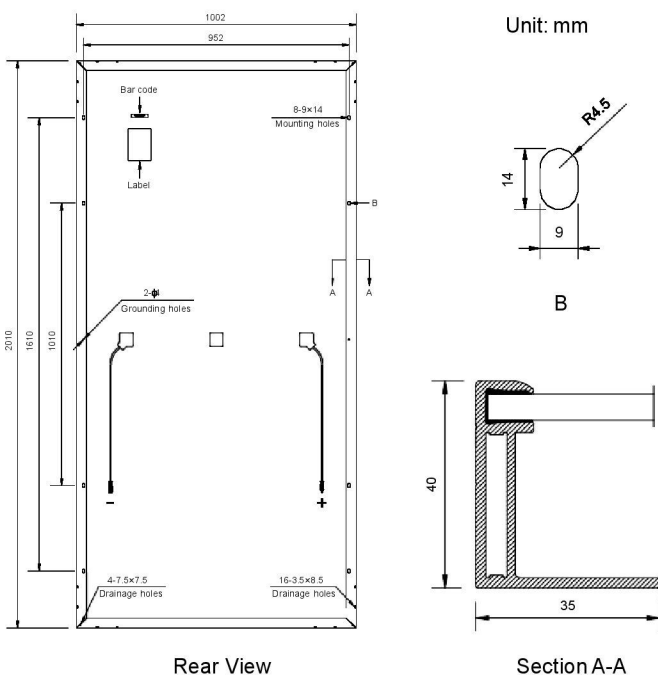
TEMPERATURE CHARACTERISTICS

Nominal Operating Cell Temperature (NOCT)	43°C±2°C
Temperature Coefficients of P_{max}	-0.36%/°C
Temperature Coefficients of V_{oc}	-0.28%/°C
Temperature Coefficients of I_{sc}	0.05%/°C

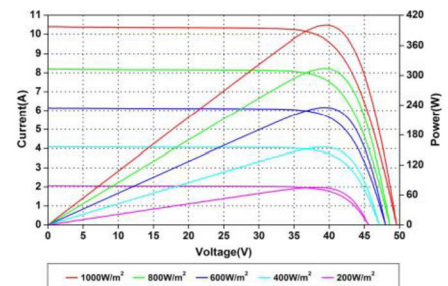
PACKAGING

Standard packaging	26pcs/pallet
Module quantity per 20' container	260pcs
Module quantity per 40' container	572pcs(GP)/616pcs(HQ)

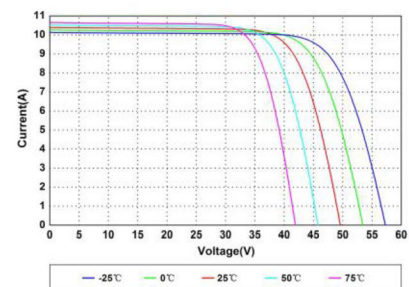
ENGINEERING DRAWINGS



IV CURVES



Current-Voltage and Power-Voltage Curves at Different Irradiances



Current-Voltage Curves at Different Temperatures

Specifications in this datasheet are subject to change without prior notice.