



## ESM295S-125

### MONOCRYSTALLINE SOLAR MODULE



High module conversion efficiency, through superior manufacturing technology



Easy installation and handling for various applications



Entire module certified to withstand high wind loads (2400 Pa) and snow loads (5400 Pa)



ISO9001, OHSAS18001, ISO14001



An EverExceed high-power residential solar module is an aesthetic addition to most roofs

#### ENGINEERING EXCELLENCE

The perfect combination of high performance and design

#### ADVANCED AESTHETICS

Has an elegant appearance that blends beautifully with your home roof line

#### DURABLE

Provides long life and enhanced cell performance

#### HIGH PERFORMANCE

Uses advanced surface texturing to improve efficiency



EverExceed PV modules offer BTS-leading performance for a variety of applications

#### Power your application

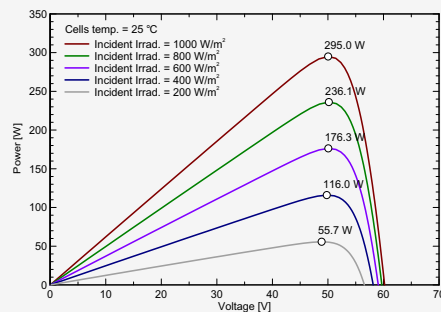
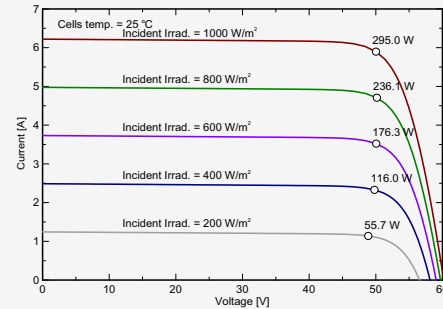
When you choose EverExceed, you get more well-engineered products, you also get our proven reliability, outstanding customer service and the assurance of our 25-year limited warranty

## 295 Watt

### Electrical Characteristics

Type of Cell	Monocrystalline silicon
Cell Size(mm)	125x125mm
Module Efficiency (%)	17.58%
Cell Configuration	96(8x12)
Size of module (mm)	1580x1062x35mm
Weight per piece (Kg)	17.5Kg
Maximum power (Wp)	295W
Maximum power voltage (V)	50V
Maximum power current (A)	5.9A
Open circuit voltage (V)	60.2V
Short circuit current (A)	6.22A
Tolerance of Pmax	0~+5W

### Characteristics (Module I-V Graph 295W)



STC: Irradiance 1000W/m<sup>2</sup>, Module temperature 25°C, AM1.5 spectrum.

### Standard Operating Conditions

Maximum system voltage (V)	1000V
Temperature coefficients of Isc (%)	0.05 %/°C
Temperature coefficients of Voc (%)	-0.31%/°C
Temperature coefficients of Pm (%)	-0.41%/°C
NOCT (°C)	45°C±2°C
Temperature range	-40°C to +85°C
Surface maximum load capacity	60m/s (200kg/sq.m)
Series fuse rating	12A

### Other Characteristics

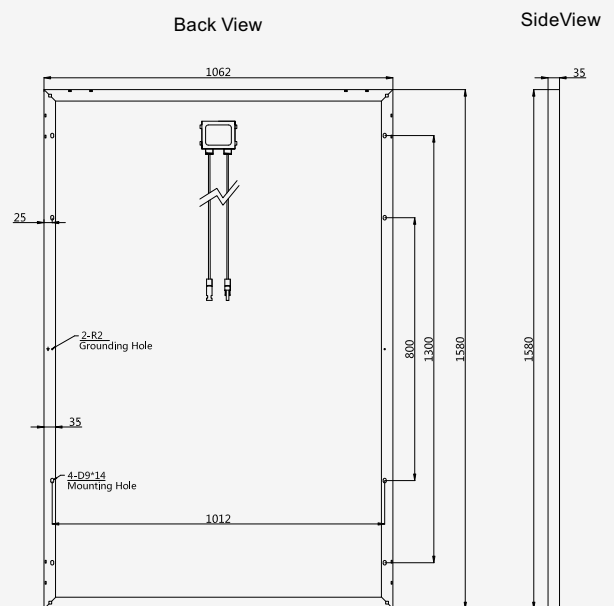
Junction box type	Ip65 rated
Connectors and cables type	4mm <sup>2</sup>
Length of cables (mm)	900mm
Frame (material, corners, etc.)	Anodized aluminum alloy
Glass	High transmissivity low-iron 3.2 mm toughened glass
FF (%)	≥ 78.8%

### QUALIFICATIONS



IEC 61215 IEC 61730 RoHS

### Dimension



10 years material and workmanship guarantee

95% power output guarantee for 5 years  
90% power output guarantee for 10 years  
80% power output guarantee for 25 years

EverExceed will not accept responsibility for damage caused to other equipment

Contact EverExceed to receive our latest product information

**5-year**

**95%** power output

**10-year**

**90%** power output

**25-year**

**80%** power output