


VEGA SERIES

POLYCRYSTALLINE SOLAR MODULES | 72 CELLS



Key Features

- High conversion efficiency
- 1500 V module
- Only positive power output tolerance
- Excellent performance in low light and low irradiance.
- 100% EL Inspected to ensure micro crack free modules.
- AR Coated high Transmission Glass
- Resistant to PID, LID and Salt-Mist/Ammonia corrosion
- Hotspot and defect free modules.
- Certified to withstand harsh environmental conditions.
- 25 years of linear output power warranty.

POLY 72 CELLS MODULE

MODEL TYPE	NOVA 310P72	NOVA 315P72	NOVA 320P72	NOVA 325P72	NOVA 330P72	NOVA 335P72
CELL TYPE	POLYCRYSTALLINE	POLYCRYSTALLINE	POLYCRYSTALLINE	POLYCRYSTALLINE	POLYCRYSTALLINE	POLYCRYSTALLINE
MAXIMUM POWER(Pmax) Wp	310	315	320	325	330	335
MAXIMUM POWER VOLTAGE (Vmp) V	36.50	36.80	37.10	37.30	37.40	37.60
MAXIMUM POWER CURRENT (Imp) A	8.50	8.56	8.63	8.73	8.83	8.91
OPEN CIRCUIT VOLTAGE (Voc) V	45.20	45.30	45.50	45.60	45.80	46.00
SHORT CIRCUIT CURRENT (Isc) A	8.80	8.86	9.15	9.19	9.28	9.35
MODULE EFFICIENCY (>) %	15.85	16.11	16.37	16.62	16.88	17.13

Temperature Ratings

Nominal Operating Cell Temperature (NOCT)	45°C ± 2 °C
Temperature coefficient of Pmpp	-0.39%/°C
Temperature coefficient of Voc	-0.32%/°C
Temperature coefficient of Isc	+0.052%/°C

Mechanical Data

Dimensions (HxWxT)	1975 X 990 X 35/40 mm
Weight (Kgs)	22 Kg
Distance Between Mounting Hole (X-Axis)	940 mm
Distance Between Mounting Hole (Y-Axis)	493 mm

General Data


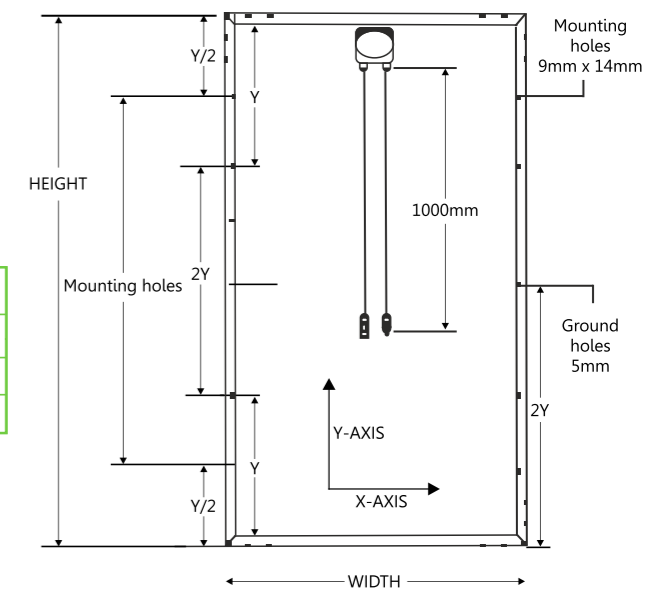
Solar Cells (mm)	157 X 157
Cell Orientation	12 X 6
Front Glass	ARC, Tempered & 3.2 mm Thickness
Frame	Anodized Aluminum Alloy
Junction Box	IP 68
Cable & Connectors	4 Sq mm, 1000 mm length with MC4 Connectors

Maximum Ratings

Operating Temperature	-40 to 85°C
Maximum System Voltage	1000 / 1500 V
Maximum Series Fuse Rating	15 A
Application Classification	A
Electrical Positive Tolerance(%)	0~3

Under Standard Test Condition (STC) of Irradiance of 1000 w/m2, Spectrum AM 1.5 and Cell Temperature of 25°C

Note: ● Refer to module installation instructions for maximum loading configurations.
● All mechanical dimension tolerance ± 1mm.
*Listed specifications are subject to change without notice.



IV Curve

